

2026 SOLTERRA

PRODUCT GUIDE



2026 SOLTERRA NEW OR REVISED FEATURES



ALL TRIMS

- All-electric range (AER) (km): 446 km
- Audio system: 14-inch touch-screen infotainment system
- Badging (rear): SUBARU
- Body (wheel arches): Cladding, body coloured (on certain combinations)
- Charge port location: Passenger side, front
- Charger: NACS type
- Climate control: Revised controls
- Connectivity: Wireless phone charger in centre console (x2)
- DC fast charging rate (max.) (kW): 150 kW
- Front eAxle (output) (kW): 167kW
- Grille: Light-up emblem
- Horsepower (peak) (hp): 338 hp
- Interior lighting: Ambient lighting
- Level 2 AC charging input (kW): 11 kW
- Level 3 DC fast charging time (approx.) (min): 30 min @ 150 kW
- Performance: 0-100 km/h (sec): 5.1 sec
- Rear eAxle (output) (kW): 88kW
- Traction battery capacity (kWh): 77 kWh
- Traction battery feature: Pre-conditioning
- Wheels: Lug nuts (washer seat)
- Deleted: LED fog lights
- New colour: Astro Black
- Discontinued colour: Galactic Black

AWD

- Cargo access: Rear liftgate, power with memory function and lock switch
- Interior trim surfaces: StarTex®
- Seating surfaces: StarTex®
- Wipers (windshield): Rain sensing intermittent with washer, headlight linked

SOLTERRA AWD WITH LUXURY PACKAGE

- Cargo access: Rear liftgate, power (hands-free kick sensor) with memory function and lock switch
- Door mirrors: Passenger-side reverse tilt
- Power outlet: 120V in cargo area

SOLTERRA AWD WITH TECHNOLOGY PACKAGE

- Climate control: Radiant heating
- Seating surfaces: Leather
- Sunroof: Panoramic fixed glass roof (updated)

Product details based on the latest information available at the time of publication and are subject to change without notice or incurring obligation. © 2025 Subaru Canada, Inc.



2026 SOLTERRA

Re-imagined and significantly updated, the 2026 Solterra brings many changes and enhancements to driving range, performance, charging, styling, functionality, and more. Featuring new items such as available colour-matched cladding, improved interior materials, and optimized powertrain hardware, the 2026 Solterra aims to be a strong player in our lineup as well as in the rapidly-evolving battery-electric vehicle (BEV) market.



2026 SOLTERRA MODEL LINEUP

SOLTERRA AWD	Electric TUE AB	SOLTERRA AWD LUXURY	Electric TUE AL	SOLTERRA AWD TECHNOLOGY	Electric TUE AT
SOLTERRA AWD BLACK CLADDING	Electric TUE ABB	SOLTERRA AWD LUXURY BLACK CLADDING	Electric TUE ALB	SOLTERRA AWD TECHNOLOGY BLACK CLADDING	Electric TUE ATB

SOLTERRA AWD

Airbag (driver): Dual-stage deployment
 Airbag (front passenger): Dual-stage deployment with occupant detection system
 Airbag (front seats): Side-impact
 Airbag: Driver's knee
 Airbag: Passenger's knee
 Airbag: Side curtain
 Audio system: 14-inch touch-screen infotainment system
 Audio system: AM/FM/MP3/WMA supported
 Audio system: Integrated steering wheel audio controls
 Audio system: Wireless Apple CarPlay® and Android Auto® functionality
 Body: Underbody rear diffuser
 Brakes (front): Ventilated discs, dual-piston calipers
 Brakes (rear): Ventilated discs, single-piston calipers
 Brakes: 4-channel/4-sensor/4-wheel Anti-lock Brake System (ABS)
 Brakes: Active Cornering Assist (ACA)
 Brakes: Brake assist system
 Brakes: Brake Hold
 Brakes: Electronic Brake-force Distribution (EBD)
 Brakes: Regenerative braking with steering wheel paddle controls
 Camera: Rearview with dynamic guide lines
 Cargo access: Rear liftgate, power with memory function and lock switch
 Charger: Level 2 & DC fast charging
 Charger: NACS type
 Climate control: Automatic, dual-zone w/ECO mode
 Connected car system: SubaruConnect™ - Safety Connect (free 10-year trial subscription): Advanced automatic collision notification, Enhanced roadside assistance, SOS emergency service, Stolen vehicle locator, Stolen vehicle immobilizer
 Connected car system: SubaruConnect™ - Remote Connect (free 3-year trial subscription): Horn and lights, Door lock and unlock, Climate control pre-conditioning, Find charging stations
 Connected car system: SubaruConnect™ - Service Connect (free 10-year trial subscription): Maintenance alerts, Vehicle health report
 Connected car system: SubaruConnect™ - Drive Connect

(subscription available): Cloud-based navigation, Destination assistant, Intelligent assistant
 Connectivity: Bluetooth® mobile phone connectivity with voice activation and Bluetooth® streaming audio
 Connectivity: USB-A port in centre console
 Connectivity: USB-C ports (dual) in front
 Connectivity: USB-C ports (dual) in rear
 Connectivity: Wireless phone charger in centre console (x2)
 Drivetrain: Subaru Symmetrical Full-Time All-Wheel Drive system
 Drivetrain feature: Downhill Assist Control
 Drivetrain feature: Grip Control
 Drivetrain feature: Power and Eco drive modes
 Drivetrain feature: S-Pedal Drive
 Drivetrain feature: X-MODE® (dual-function)
 Driving assist systems (advanced): DriverFocus®
 Distraction Mitigation System (DMS)
 Driving assist systems (advanced): Reverse Automatic Braking (RAB)
 Driving assist systems: Acceleration Suppression at Low Speed (PKSB system)
 Driving assist systems: Blind Spot Monitor (BSM)
 Driving assist systems: Dynamic radar cruise control (DRCC)
 Driving assist systems: Emergency Driving Stop System (EDSS)
 Driving assist systems: Emergency steering assist (PCS system)
 Driving assist systems: Intersection collision avoidance support (PCS system)
 Driving assist systems: Lane Change Assist (LCA)
 Driving assist systems: Lane Departure Alert (LDA) with prevention
 Driving assist systems: Lane Tracing Assist (LTA)
 Driving assist systems: Parking Support Brake (PKSB)
 Driving assist systems: Pre-Collision System (PCS)
 Driving assist systems: Rear Cross Traffic Alert (RCTA)
 Driving assist systems: Road Sign Assist (RSA) with speed limiter
 Driving assist systems: Traction Control System (TCS)
 Driving assist systems: Traffic Jam Assist (TJA)**
 Driving assist systems: Vehicle Stability Control (VSC)
 Door mirrors: Power-adjustable, foldable and heated

eAxe front (output) (kW): 167 kW
 eAxe rear (output) (kW): 88 kW
 Headlights: LED with Automatic High Beam (AHB)
 Instruments: 7-inch colour digital gauge cluster and multi-information display
 Level 3 DC fast charging rate maximum capacity: Up to 150 kWh*
 Parking brake: Electronic with push-button actuation
 Passenger safety: Safe Exist Assist (SEA) warning
 Roof rails: Low profile
 Seat (driver's): Manually adjustable (6-way)
 Seatbelts (all): Engagement indicator and warning chime
 Seating surfaces: StarTex®
 Seats (front): Heated, three settings w/ auto
 Seats (rear): Contoured bench with flat-folding 60/40-split seatbacks
 Security: Anti-theft system with immobilizer system
 Security: Proximity key with push-button start
 Speakers: 6-speaker system
 Speedometer: Electronically-controlled digital
 Steering: Speed-sensitive, electric-assisted rack-and-pinion
 Steering column: Collapsible
 Steering wheel: Leather-wrapped
 Steering wheel: Tilt-adjustable and telescoping
 Structure: Advanced ring-shaped reinforcement frame
 Structure: Energy-absorbing crumple zones (front & rear)
 Structure: e-Subaru Global Platform
 Suspension (front): MacPherson-type struts with coil springs and stabilizer bar
 Suspension (rear): Double wishbone with coil springs and stabilizer bar
 Suspension: 4-wheel, fully independent
 Tail lights: LED combination
 Traction battery capacity (kWh): 77.0 kWh
 Traction battery type: Lithium-ion
 Visor: Dual, with illuminated mirrors and extension
 Wheels: 18" x 7.5" aluminum alloy, 5-spoke with aerodynamic covers
 Windshield: Wiper de-icer
 Wipers (windshield): Rain sensing intermittent with washer, headlight-linked

**Traffic Jam Assist (TJA) only with Drive Connect subscription

SOLTERRA AWD BLACK CLADDING | Includes all items on Solterra AWD and adds/upgrades:

Body (wheel arches): Cladding, black

LUXURY | Includes all items on Solterra AWD and adds/upgrades:

Accent stitching: Silver	Exterior lighting: LED puddle lamps
Camera: Driver's side exterior mirror-mounted	Interior lighting: Door courtesy lights (front)
Camera: Front-view with guide lines	Rearview mirror: Auto-dimming with HomeLink®
Camera: Panoramic view monitor (360-degree camera)	Seat (driver's): Memory settings with exterior mirror synchronization, two position
Camera: Passenger's side exterior mirror-mounted	Seat (driver's): Power-adjustable (10-way including 2-way lumbar)
Cargo access: Rear liftgate, power (hands-free kick sensor) with memory function and lock switch	Seat (front passenger): Power-adjustable (10-way)
Door mirrors: Integrated LED turn signals	Seats (rear outboard): Heated, two settings
Door mirrors: Passenger-side reverse tilt	Speakers: Premium 11-speaker Harman Kardon® system with subwoofer and amplifier
Door mirrors: Power-adjustable, power-folding and heated	Spoiler: Roofline, split design
Driving assist systems: Advanced Park	Steering wheel: Heated, two settings with auto
	Wheels: 20" X 7.5" aluminum alloy, 10-spoke, two-tone with machined finish

LUXURY BLACK CLADDING | Includes all items on Luxury and adds/upgrades:

Body (wheel arches): Cladding, black

TECHNOLOGY | Includes all items on Solterra AWD and adds/upgrades:

Accent stitching: Silver	Interior lighting: Ambient lighting
Camera: Driver's side exterior mirror-mounted	Interior lighting: Door courtesy lights (front)
Camera: Front-view with guide lines	Rearview mirror: Smart with HomeLink®
Camera: Panoramic view monitor (360-degree camera)	Seat (driver's): Memory settings with exterior mirror synchronization, two position
Camera: Passenger's side exterior mirror-mounted	Seat (driver's): Power-adjustable (10-way including 2-way lumbar)
Camera: Rearview with dynamic guide lines and rear washer	Seat (front passenger): Power-adjustable (8-way)
Cargo access: Rear liftgate, power (hands-free kick sensor) with memory function and lock switch	Seats (front): Ventilated, three settings with auto
Cargo area: Tonneau cargo cover	Seats (rear outboard): Heated, two settings
Door mirrors: Integrated LED turn signals	Speakers: Premium 11-speaker Harman Kardon® system with subwoofer and amplifier
Door mirrors: Passenger-side reverse tilt	Spoiler: Roofline, split design
Door mirrors: Power-adjustable, power-folding and heated	Steering wheel: Heated, two settings with auto
Driving assist systems: Advanced Park	Sunroof: Panoramic fixed glass roof
Exterior lighting: LED puddle lamps	Sunroof: Power retractable shade
Hood: Accent, gloss black	Wheels: 20" X 7.5" aluminum alloy, 10-spoke, two-tone with machined finish

TECHNOLOGY BLACK CLADDING | Includes all items on Technology and adds/upgrades:

Body (wheel arches): Cladding, black

2026 SOLTERRA VEHICLE SPECIFICATIONS

		ABB	AB	ALB	AL	ATB	AT
ELECTRIC POWERTRAIN							
Charger:	Level 2 & Level 3 fast charging	●	●	●	●	●	●
Charger:	NACS type	●	●	●	●	●	●
DC fast charging rate (max.) (kW):	150 kW	●	●	●	●	●	●
Front eAxle (output) (kW):	167.0 kW	●	●	●	●	●	●
Front eAxle (torque) (Nm):	268.6 Nm	●	●	●	●	●	●
Front eAxle components:	Power control unit, motor, differential	●	●	●	●	●	●
Level 2 AC charging input (kW):	11 kW	●	●	●	●	●	●
Level 2 AC charging time (approx.) (min):	11 hours @ 32 A	●	●	●	●	●	●
Level 3 DC fast charging time (approx.) (min):	35min @ 150 kW	●	●	●	●	●	●
Rear eAxle (output) (kW):	88 kW	●	●	●	●	●	●
Rear eAxle (torque) (Nm):	169.8 Nm	●	●	●	●	●	●
Rear eAxle components:	Power control unit, motor, differential	●	●	●	●	●	●
Traction battery (operating temperature range) (°C):	-30 °C to 60 °C	●	●	●	●	●	●
Traction battery capacity (kWh):	77 kWh	●	●	●	●	●	●
Traction battery feature:	Liquid cooled/heated	●	●	●	●	●	●
Traction battery feature:	Pre-conditioning	●	●	●	●	●	●
Traction battery type:	Lithium-ion	●	●	●	●	●	●
Traction battery voltage (V):	384.8 V	●	●	●	●	●	●

TRANSMISSION							
Drivetrain:	Subaru Symmetrical All-Wheel Drive system (AWD)	●	●	●	●	●	●
Drivetrain feature:	Downhill Assist Control	●	●	●	●	●	●
Drivetrain feature:	Grip Control	●	●	●	●	●	●
Drivetrain feature:	Power and Eco drive modes	●	●	●	●	●	●
Drivetrain feature:	S-Pedal Drive	●	●	●	●	●	●
Drivetrain feature:	X-MODE® (dual-function)	●	●	●	●	●	●
Transmission feature:	Gear position display	●	●	●	●	●	●

CHASSIS							
Brakes (front):	Ventilated discs, dual-piston calipers	●	●	●	●	●	●
Brakes (rear):	Ventilated discs, single-piston calipers	●	●	●	●	●	●
Brakes:	Auto Vehicle Hold (AVH)	●	●	●	●	●	●
Brakes:	Active torque vectoring	●	●	●	●	●	●
Brakes:	Active Cornering Assist (ACA)	●	●	●	●	●	●
Brakes:	Brake override system	●	●	●	●	●	●
Brakes:	Brake assist system	●	●	●	●	●	●
Brakes:	4-channel/4-sensor/4-wheel Anti-lock Brake System (ABS)	●	●	●	●	●	●
Brakes:	Electronic Brake-force Distribution (EBD)	●	●	●	●	●	●
Brakes:	Regenerative braking with steering wheel paddle controls	●	●	●	●	●	●
Minimum turning circle (curb-to-curb) (m):	11.2	●	●	●	●	●	●
Parking brake:	Electronic with push-button actuation	●	●	●	●	●	●
Steering:	Speed-sensitive, electric-assisted rack-and-pinion	●	●	●	●	●	●
Steering ratio:	14.2:1	●	●	●	●	●	●

2026 SOLTERRA VEHICLE SPECIFICATIONS

		ABB	AB	ALB	AL	ATB	AT
CHASSIS (CONTINUED)							
Steering turns (lock-to-lock):	2.8	●	●	●	●	●	●
Structure:	Advanced ring-shaped reinforcement frame	●	●	●	●	●	●
Structure:	Energy-absorbing crumple zones (front and rear)	●	●	●	●	●	●
Structure:	e-Subaru Global Platform	●	●	●	●	●	●
Suspension (front):	MacPherson-type struts with coil springs and stabilizer bar	●	●	●	●	●	●
Suspension (rear):	Double wishbone with coil springs and stabilizer bar	●	●	●	●	●	●
Suspension:	4-wheel, fully independent	●	●	●	●	●	●

SAFETY & SECURITY							
Airbag (driver):	Dual-stage deployment	●	●	●	●	●	●
Airbag (front passenger):	Dual-stage deployment with occupant detection system	●	●	●	●	●	●
Airbag (front seats):	Side-impact	●	●	●	●	●	●
Airbag:	Driver's knee	●	●	●	●	●	●
Airbag:	Passenger's knee	●	●	●	●	●	●
Airbag:	Side curtain	●	●	●	●	●	●
Camera:	Driver's side exterior mirror-mounted	-	-	●	●	●	●
Camera:	Front-view with guide lines	-	-	●	●	●	●
Camera:	Panoramic view monitor (360-degree camera with underbody view)	-	-	●	●	●	●
Camera:	Passenger's side exterior mirror-mounted	-	-	●	●	●	●
Camera:	Rearview with dynamic guide lines and rear washer	-	-	-	-	●	●
Camera:	Rearview with guide lines	●	●	●	●	-	-
Child safety:	ISO-FIX/LATCH anchor system (rear seat)	●	●	●	●	●	●
Door locks:	Automatic	●	●	●	●	●	●
Driving assist systems (advanced):	EyeSight® driver assist technology	●	●	●	●	●	●
Driving assist systems (advanced):	DriverFocus® Distraction Mitigation System (DMS)	●	●	●	●	●	●
Driving assist systems:	Acceleration Suppression at Low Speed (PKSB system)	●	●	●	●	●	●
Driving assist systems:	Advanced Park	●	●	●	●	●	●
Driving assist systems:	Advanced Park (remote)	●	●	●	●	●	●
Driving assist systems:	Blind Spot Monitor (BSM)	●	●	●	●	●	●
Driving assist systems:	Cruise control	●	●	●	●	●	●
Driving assist systems:	Dynamic radar cruise control (DRCC)	●	●	●	●	●	●
Driving assist systems:	Emergency Driving Stop System (EDSS)	●	●	●	●	●	●
Driving assist systems:	Emergency steering assist (PCS system)	●	●	●	●	●	●
Driving assist systems:	Front Cross Traffic Alert (FCTA)	●	●	●	●	●	●
Driving assist systems:	Intersection collision avoidance support (PCS system)	●	●	●	●	●	●
Driving assist systems:	Lane Change Assist (LCA)	●	●	●	●	●	●
Driving assist systems:	Lane Departure Alert (LDA) with prevention	●	●	●	●	●	●
Driving assist systems:	Lane Tracing Assist (LTA)	●	●	●	●	●	●
Driving assist systems:	Parking Support Brake (PKSB)	●	●	●	●	●	●
Driving assist systems:	Pre-Collision System (PCS)	●	●	●	●	●	●
Driving assist systems:	Proactive Driving Assist (PDA)	●	●	●	●	●	●
Driving assist systems:	Rear Cross Traffic Alert (RCTA)	●	●	●	●	●	●
Driving assist systems:	Road Sign Assist (RSA) with speed limiter	●	●	●	●	●	●
Driving assist systems:	Traction Control System (TCS)	●	●	●	●	●	●
Driving assist systems:	Traffic Jam Assist (TJA) (Subscription Required)	●	●	●	●	●	●

Product details based on the latest information available at the time of publication and are subject to change without notice or incurring obligation. © 2025 Subaru Canada, Inc.

2026 SOLTERRA VEHICLE SPECIFICATIONS

		ABB	AB	ALB	AL	ATB	AT
SAFETY & SECURITY (CONTINUED)							
Driving assist systems:	Vehicle Dynamics Control (VDC)	●	●	●	●	●	●
Head restraints (front):	Whiplash-reducing, removable, height adjustable	●	●	●	●	●	●
Head restraints (rear):	Removable, height-adjustable	●	●	●	●	●	●
Pedestrian safety:	Acoustic vehicle alert	●	●	●	●	●	●
Passenger safety:	Safe Exit Assist (SEA) warning	●	●	●	●	●	●
Seatbelts (2 nd row):	3-point with pretensioners and load limiters (outboard seating positions only)	●	●	●	●	●	●
Seatbelt (driver):	3-point adaptive with pretensioner, load limiter and locking tongue	●	●	●	●	●	●
Seatbelt (front passenger):	3-point adaptive with pretensioner, load limiter and locking tongue	●	●	●	●	●	●
Seatbelts (all):	Engagement indicator and warning chime	●	●	●	●	●	●
Seatbelts (front):	Height-adjustable shoulder belt anchors	●	●	●	●	●	●
Seatbelts (rear):	3-point with pretensioners, load limiters and locking tongue (all seating positions)	●	●	●	●	●	●
Security:	Anti-theft system with immobilizer system	●	●	●	●	●	●
Security:	Proximity key with push-button start and trunk access	●	●	●	●	●	●
Steering column:	Collapsible	●	●	●	●	●	●

EXTERIOR FEATURES							
Antenna:	Shark fin (roof-mounted)	●	●	●	●	●	●
Badging (rear):	Black painted	●	●	●	●	●	●
Badging (rear):	Black (Subaru/Solterra/Symmetrical AWD/EV)	●	●	●	●	●	●
Badging (rear):	SUBARU	●	●	●	●	●	●
Badging (rear):	Symmetrical AWD	●	●	●	●	●	●
Body (rocker panels):	Lower cladding, black	●	●	●	●	●	●
Body (wheel arches):	Cladding, black	●	-	●	-	●	-
Body (wheel arches):	Cladding, body coloured	-	●	-	●	-	●
Body:	Anti-corrosion treatment	●	●	●	●	●	●
Body:	Underbody rear diffuser	●	●	●	●	●	●
Bumpers:	Lower cladding, black	●	●	●	●	●	●
Cargo access:	Rear liftgate, power with memory function and lock switch	●	●	-	-	-	-
Cargo access:	Rear liftgate, power (hands-free kick sensor) with memory function and lock switch	-	-	●	●	●	●
Cargo area:	Tonneau cargo cover	-	-	-	-	●	●
Charge port location:	Passenger side, front	●	●	●	●	●	●
Door handles:	Body colour	●	●	●	●	●	●
Door mirrors:	Auto-dimming with approach lighting	●	●	●	●	●	●
Door mirrors:	Gloss black	●	●	●	●	●	●
Door mirrors:	Integrated LED turn signals	●	●	●	●	●	●
Door mirrors:	Passenger-side reverse tilt	-	-	●	●	●	●
Door mirrors:	Power-adjustable, foldable and heated	●	●	-	-	-	-
Door mirrors:	Power-adjustable, power-folding and heated	-	-	●	●	●	●
Doors:	Gloss black and silver trim accents	-	-	-	-	-	●
Doors:	Gloss black trim accents	●	●	●	●	●	-
Exterior lighting:	LED puddle lamps	●	●	●	●	●	●
Grille:	Light-up emblem	●	●	●	●	●	●
Headlights:	Fully-automatic	●	●	●	●	●	●
Headlights:	Headlight washers (spray only)	●	●	●	●	●	●
Headlights:	LED with High-Beam Assist (HBA)	●	●	●	●	●	●

Product details based on the latest information available at the time of publication and are subject to change without notice or incurring obligation. © 2025 Subaru Canada, Inc.

2026 SOLTERRA VEHICLE SPECIFICATIONS

		ABB	AB	ALB	AL	ATB	AT
EXTERIOR FEATURES (CONTINUED)							
Hood:	Accent, black	●	●	●	●	-	-
Hood:	Accent, gloss black	-	-	-	-	●	●
Roof rails:	Low profile	●	●	●	●	●	●
Spoiler:	Roofline, integrated brake light	●	●	●	●	●	●
Spoiler:	Roofline, split design	●	●	●	●	●	●
Sunroof:	Panoramic fixed glass roof	-	-	-	-	●	●
Sunroof:	Power retractable shade	-	-	-	-	●	●
Tail lights:	LED combination	●	●	●	●	●	●
Tires:	235/60 R18	●	●	-	-	-	-
Tires:	235/50 R20	-	-	●	●	●	●
Tires:	All-Season	●	●	●	●	●	●
Wheels:	18" x 7.5" aluminum alloy, 5-spoke with aerodynamic covers	●	●	-	-	-	-
Wheels:	20" X 7.5" aluminum alloy, 10-spoke, two-tone with machined finish	-	-	●	●	●	●
Window trim:	Black surround	●	●	●	●	●	-
Window trim:	Chrome surround	-	-	-	-	-	●
Window (rear):	Defogger with timer	●	●	●	●	●	●
Windows (rear and cargo areas):	Privacy tinted glass	●	●	●	●	●	●
Windshield:	Laminated UV protection	●	●	●	●	●	●
Windshield:	Wiper de-icer	●	●	●	●	●	●
Wipers (windshield):	Rain sensing intermittent with washer, headlight-linked	●	●	●	●	●	●

SEATING & TRIM							
Accent stitching:	Silver	●	●	●	●	●	●
Dashboard:	Black trim accents	●	●	●	●	●	●
Door handles (interior):	Black	●	●	●	●	●	●
Floor mats:	Carpet, embroidered Solterra logo	●	●	●	●	●	●
Interior trim surfaces:	StarTex®	●	●	●	●	●	●
Interior trim surfaces:	Soft-touch	●	●	●	●	●	●
Seat (driver's):	Power-adjustable (10-way including 2-way lumbar)	●	●	●	●	●	●
Seat (front passenger):	Manually adjustable (4-way)	●	●	-	-	-	-
Seat (front passenger):	Power-adjustable (10-way)	-	-	●	●	●	●
Seating capacity:	5-passengers	●	●	●	●	●	●
Seating surfaces:	Leather	-	-	-	-	●	●
Seating surfaces:	StarTex®	●	●	●	●	-	-
Seats (front):	Heated, three settings w/ auto	●	●	●	●	●	●
Seats (front):	Centre console armrest	●	●	●	●	●	●
Seats (front):	Ventilated, three settings w/ auto	-	-	-	-	●	●
Seats (front):	Whiplash-reducing	●	●	●	●	●	●
Seats (rear outboard):	Heated, two settings	-	-	●	●	●	●
Seats (rear):	Contoured bench with flat-folding 60/40-split seatbacks	●	●	●	●	●	●
Seats (rear):	Folding centre armrest with cup holders	●	●	●	●	●	●
Steering wheel:	Heated	●	●	●	●	●	●
Steering wheel:	Tilt-adjustable and telescoping	●	●	●	●	●	●
Steering wheel:	Leather-wrapped, oval-shaped	●	●	●	●	●	●

Product details based on the latest information available at the time of publication and are subject to change without notice or incurring obligation. © 2025 Subaru Canada, Inc.

2026 SOLTERRA VEHICLE SPECIFICATIONS

		ABB	AB	ALB	AL	ATB	AT
AUDIO & TECHNOLOGY							
Audio system:	14-inch touch-screen infotainment system	●	●	●	●	●	●
Audio system:	AM/FM/MP3/WMA supported	●	●	●	●	●	●
Audio system:	Integrated steering wheel audio controls	●	●	●	●	●	●
Audio system:	Wireless Apple CarPlay® and Android Auto™ functionality	●	●	●	●	●	●
Connected car system:	SubaruConnect®	●	●	●	●	●	●
Connectivity:	Bluetooth® mobile phone connectivity with voice activation and Bluetooth® streaming audio	●	●	●	●	●	●
Connectivity:	USB-A (x1) port in centre console	●	●	●	●	●	●
Connectivity:	USB-C (x2) and USB-C (x2) in rear	●	●	●	●	●	●
Connectivity:	Wireless phone charger in centre console (x2)	●	●	●	●	●	●
Speakers:	6-speaker system	●	●	-	-	-	-
Speakers:	Premium 11-speaker Harman Kardon® system with subwoofer and amplifier	-	-	●	●	●	●
SubaruConnect™ features:	Drive Connect (subscription available)	●	●	●	●	●	●
SubaruConnect™ features:	Drive Connect – Cloud-based navigation	●	●	●	●	●	●
SubaruConnect™ features:	Drive Connect – Intelligent assistant	●	●	●	●	●	●
SubaruConnect™ features:	Drive Connect – Remote destination	●	●	●	●	●	●
SubaruConnect™ features:	Remote Connect (free 3-year trial subscription)	●	●	●	●	●	●
SubaruConnect™ features:	Remote Connect – Charge schedule/reminder/tracker	●	●	●	●	●	●
SubaruConnect™ features:	Remote Connect – Climate control pre-conditioning	●	●	●	●	●	●
SubaruConnect™ features:	Remote Connect – Digital Key	●	●	●	●	●	●
SubaruConnect™ features:	Remote Connect – Door lock and unlock	●	●	●	●	●	●
SubaruConnect™ features:	Remote Connect – Horn and lights	●	●	●	●	●	●
SubaruConnect™ features:	Remote Connect – Find charging stations	●	●	●	●	●	●
SubaruConnect™ features:	Safety Connect (free 10-year trial subscription)	●	●	●	●	●	●
SubaruConnect™ features:	Safety Connect – Advanced automatic collision notification	●	●	●	●	●	●
SubaruConnect™ features:	Safety Connect – Enhanced roadside assistance	●	●	●	●	●	●
SubaruConnect™ features:	Safety Connect – SOS emergency service	●	●	●	●	●	●
SubaruConnect™ features:	Safety Connect – Stolen vehicle immobilizer	●	●	●	●	●	●
SubaruConnect™ features:	Safety Connect – Stolen vehicle recovery	●	●	●	●	●	●
SubaruConnect™ features:	Service Connect (free 10-year trial subscription)	●	●	●	●	●	●
SubaruConnect™ features:	Service Connect – Enhanced service appointment scheduler	●	●	●	●	●	●
SubaruConnect™ features:	Service Connect – Maintenance alerts	●	●	●	●	●	●
SubaruConnect™ features:	Service Connect – Vehicle health report	●	●	●	●	●	●
COMFORT & CONVENIENCE							
Climate control:	Automatic, dual-zone w/ECO mode	●	●	●	●	●	●
Climate control:	Heat pump system	●	●	●	●	●	●
Climate control:	Radiant heating	-	-	-	-	●	●
Climate control:	Rear vents (centre console)	●	●	●	●	●	●
Cup holders (front):	Console-integrated (2)	●	●	●	●	●	●
Cup holders (front):	Door-integrated (2)	●	●	●	●	●	●
Cup holders (rear):	Console-integrated (2)	●	●	●	●	●	●
Interior lighting:	Ambient lighting	●	●	●	●	●	●
Interior lighting:	Automatic off delay	●	●	●	●	●	●
Interior lighting:	Cargo area light, LED	●	●	●	●	●	●

Product details based on the latest information available at the time of publication and are subject to change without notice or incurring obligation. © 2025 Subaru Canada, Inc.

2026 SOLTERRA VEHICLE SPECIFICATIONS

		ABB	AB	ALB	AL	ATB	AT
COMFORT & CONVENIENCE (CONTINUED)							
Interior lighting:	Door courtesy lights (front)	●	●	●	●	●	●
Interior lighting:	Reading lights (2 nd row, LED)	●	●	●	●	●	●
Interior lighting:	Reading lights (front, LED)	●	●	●	●	●	●
Interior lighting:	Welcome lighting	●	●	●	●	●	●
Power outlet:	12V in centre console	●	●	●	●	●	●
Power outlet:	120V in cargo area	-	-	●	●	●	●
Rearview mirror:	Auto-dimming	●	●	-	-	-	-
Rearview mirror:	Auto-dimming with HomeLink®	-	-	●	●	-	-
Rearview mirror:	Smart with HomeLink®	-	-	-	-	●	●
Storage:	Centre console armrest	●	●	●	●	●	●
Storage:	Centre console (lower)	●	●	●	●	●	●
Storage:	Door compartments	●	●	●	●	●	●
Storage:	Seatback pocket (passenger)	●	●	●	●	●	●
Storage:	Seatback pockets (front)	●	●	●	●	●	●
Visor:	Dual, with mirrors	●	●	●	●	●	●
Windows (front and rear):	Auto up/down	●	●	●	●	●	●

INSTRUMENTS							
Instrument panel:	Black trim accents	●	●	●	●	●	●
Instruments:	7-inch colour digital gauge cluster and multi-information display	●	●	●	●	●	●
Speedometer:	Electronically-controlled digital	●	●	●	●	●	●

MEASUREMENTS							
	ABB	AB	ALB	AL	ATB	AT	
ECONOMY							
All-electric range (AER) (km)	446	446	446	446	446	446	
Electric only (Comb) (Le/100 km)	20.3	20.3	20.3	20.3	20.3	20.3	
GENERAL WEIGHTS							
Curb weight (kg)	2,020	2,020	2,060	2,060	2,075	2,035	
Gross Vehicle Weight Rating (GVWR) (kg)	2,585	2,585	2,585	2,585	2,585	2,585	
Maximum roof rail load, Dynamic (kg)	80	80	80	80	80	80	
Maximum roof rail load, Static (kg)	317	317	317	317	317	317	

** Based on Natural Resources Canada's (NRCAN) approved guidelines. Refer to NRCAN's Fuel Consumption Guide available at <https://fcr-ccc.nrcan-rncan.gc.ca/en> for more information. Full battery charge and ideal conditions are required. Figures will vary based, amongst others and non-exclusively, on driving and charging habits, speed, accessory use, weather and temperature, battery age, vehicle condition, road condition and other factors. In sub ideal conditions, figures may worsen by more than 50%. Battery capacity decreases with time and use which will further reduce range. See the owner's manual or NRCAN's Fuel Consumption Guide for details.

Product details based on the latest information available at the time of publication and are subject to change without notice or incurring obligation. © 2025 Subaru Canada, Inc.

2026 SOLTERRA VEHICLE SPECIFICATIONS

ABB | AB | ALB | AL | ATB | AT

PERFORMANCE

Performance: 0-100 km/h (sec)	5.1	5.1	5.1	5.1	5.1	5.1
Top speed (km/h)	160	160	160	160	160	160

EXTERIOR

Approach angle (deg)	17.7	17.7	17.7	17.7	17.7	17.7
Departure angle (deg)	25.4	25.4	25.4	25.4	25.4	25.4
Ground clearance (mm): Minimum	211	211	211	211	211	211
Height (mm)	1,650	1,650	1,650	1,650	1,650	1,650
Length (mm)	4,690	4,690	4,690	4,690	4,690	4,690
Ramp breakover angle (deg)	18.2	18.2	18.2	18.2	18.2	18.2
Track (mm): Front	1,600	1,600	1,600	1,600	1,600	1,600
Track (mm): Rear	1,610	1,610	1,610	1,610	1,610	1,610
Wheelbase (mm)	2,850	2,850	2,850	2,850	2,850	2,850
Width (mm): Body	1,860	1,860	1,860	1,860	1,860	1,860
Width (mm): Mirrors extended	2,118	2,118	2,118	2,118	2,118	2,118
Width (mm): Mirrors folded	1,871	1,871	1,871	1,871	1,871	1,871

INTERIOR

EPA passenger volume (L)	2,710	2,710	2,710	2,710	2,710	2,710
Headroom (mm): Front	986	986	980	980	980	980
Headroom (mm): Rear	965	965	941	941	941	941
Hip room (mm): Front	1,383	1,383	1,383	1,383	1,383	1,383
Hip room (mm): Rear	1,137	1,137	1,137	1,137	1,137	1,137
Legroom (mm): Front	1,070	1,070	1,070	1,070	1,070	1,070
Legroom (mm): Rear	897	897	897	897	897	897
Shoulder room (mm): Front	1,474	1,474	1,474	1,474	1,474	1,474
Shoulder room (mm): Rear	1,398	1,398	1,398	1,398	1,398	1,398

CARGO AREA

Cargo liftover height (mm)	710	710	710	710	710	710
Cargo space height (mm)	828	828	828	828	757	757
Cargo floor length (mm): Seats up	985	985	985	985	985	985
Cargo volume (L): Seats up	674	674	674	674	674	674
Liftgate opening (mm): Height	713	713	713	713	713	713
Liftgate opening (mm): Width, lower	980	980	980	980	980	980
Liftgate opening (mm): Width, maximum	1,050	1,050	1,050	1,050	1,050	1,050
Liftgate opening (mm): Width, upper	904	904	904	904	904	904
Width between wheel wells (mm)	967	967	967	967	967	967

Product details based on the latest information available at the time of publication and are subject to change without notice or incurring obligation. © 2025 Subaru Canada, Inc.

2026 SOLTERRA PAINT / UPHOLSTERY / WHEELS

EXTERIOR COLOURS




Astro Black




Harbour Mist Grey, Two Tone -
Astro Black roof




Platinum White



Platinum White, Two Tone -
Astro Black roof



Smoked Carbon



Smoked Carbon, Two Tone -
Astro Black roof

UPHOLSTERY



Black StarTex®

(Solterra AWD, Luxury)



Black & Blue Leather

(Technology)

WHEELS



18" x 7.5" aluminum alloy, 5-spoke
with aerodynamic covers

(Solterra AWD)



20" X 7.5" aluminum alloy, 10-spoke,
two-tone with machined finish

(Luxury, Technology)

Product details based on the latest information available at the time of publication and are subject to change without notice or incurring obligation. © 2025 Subaru Canada, Inc.

2026 SOLTERRA VEHICLE ORDERING GUIDE

VEHICLE PRICING

MODEL	POWERTRAIN	TRANSMISSION	MODEL CODE	MSRP	REQUIRED PACKAGE MSRP
Solterra AWD	Electric	EV	TUE AB	\$52,495	-
Solterra AWD - Black cladding	Electric	EV	TUE ABB	\$52,495	-
Solterra AWD Luxury	Electric	EV	TUE AL	\$52,495	\$3,000
Solterra AWD Luxury - Black cladding	Electric	EV	TUE ALB	\$52,495	\$3,000
Solterra AWD Technology	Electric	EV	TUE AT	\$52,495	\$6,000
Solterra AWD Technology - Black cladding	Electric	EV	TUE ATB	\$52,495	\$6,000

ALL PRICES ALONG WITH SPECIFICATIONS ARE SUBJECT TO CHANGE WITHOUT NOTICE. THE DEALER MAY SELL BELOW SUGGESTED RETAIL WITHOUT FEAR OF RECRIMINATION FROM SUBARU CANADA, INC. MSRP SHOWN EXCLUDES AIR CONDITIONING SURCHARGE, INLAND FREIGHT AND PRE-DELIVERY CHARGES. MSRP DOES NOT INCLUDE APPLICABLE TAXES.

COLOUR AVAILABILITY

		SOLTERRA AWD	SOLTERRA AWD BLACK CLADDING	SOLTERRA AWD LUXURY	SOLTERRA AWD LUXURY BLACK CLADDING	SOLTERRA AWD TECHNOLOGY	SOLTERRA AWD TECHNOLOGY BLACK CLADDING
EXTERIOR COLOUR	COLOUR CODE	TUE AB	TUE ABB	TUE AL	TUE ALB	TUE AT	TUE ATB
Astro Black	XG	-	20	-	20	-	80
Harbour Mist Grey, Two Tone	B9	-	-	-	20*	-	80*
Platinum White	WJ	20	-	20	-	80	-
Platinum White, Two Tone	W5	-	-	20*	-	80*	-
Smoked Carbon	SJ	20	-	20	-	80	-
Smoked Carbon, Two Tone	S3	-	-	20*	-	80*	-
SEATING SURFACES		StarTex®	StarTex®	StarTex®	StarTex®	Leather	Leather

20 : Black **80** : Black & Blue

* Additional charges

Product details based on the latest information available at the time of publication and are subject to change without notice or incurring obligation. © 2025 Subaru Canada, Inc.