

---

# COLT

1 9 9 3



## Two Doors, Twelve-Valves And Lots Of Smiles.

Colt introduces a whole new level of fun and performance to economical transportation. Both Colt and Colt GL coupes combine fresh aerostyling with desirable front-wheel-drive manoeuvrability and five-passenger seating. Standard features include a 1.5-litre four-cylinder twelve-valve Multi-point fuel-injected engine, five-speed manual transmission, power

front disc brakes, stainless steel exhaust, dual remote control

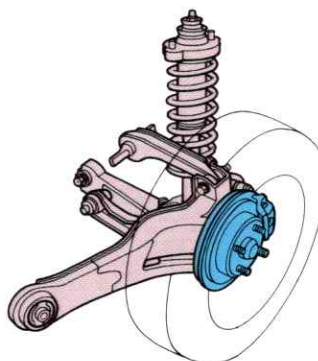



outside mirrors and more. Colt GL coupe offers a step up in style and comfort with such options as air conditioning, three-speed automatic transmission, split fold-down seatbacks and power steering. Also available on GL coupe is a Sport Appearance Package that includes dual



power remote mirrors, larger tires, a sport suspension and colour-keyed rear spoiler.

Now, put the numbers together with an attractive price and you'll see how two doors, five passengers, and twelve valves of performance add up to lots of smiles.



**Colt is quick and agile. The suspension employs MacPherson-type struts and coil springs up front with an independent Multi-Link arrangement in the rear.**



***About this catalogue:** Since the time of printing, some of this information may have been updated. Ask your Dealer for details before ordering. Some of the equipment shown or described throughout this catalogue is available at extra cost.*

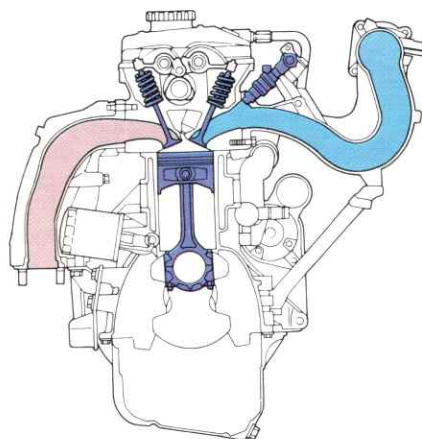
## Four Doors For Your Family And More For Yourself.

Given up on finding room, comfort, and performance in an economical yet stylish sedan? Then the all-new 1993 Colt and Colt GL sedans were built for you. Start with outstanding value in base Colt sedan. You'll find a performance-oriented 1.5-litre SOHC MPI twelve-valve engine mated with a five-speed manual transaxle, front ventilated disc brakes, room for five, centre

console, electric rear defroster, child-protection rear door locks and front-wheel-drive traction with a sporty, aerodynamic appearance – all standard. For more style, move up to Colt GL. There's a standard 1.8-litre sixteen-valve MPI engine (optional with automatic transmission on four-door base model) for stronger response.



A Sport suspension is standard. There are optional power windows, locks and speed control. Optional too, is a Sport Appearance Package, with a rear spoiler and body-coloured grille, bodyside mouldings and mirrors for a near-monochromatic look. Best of all, you can include these features and still stay within budget. Whichever model you prefer – Colt or Colt GL – the result is four doors for your family and more car for yourself.



**An efficient 1.8L 16-valve engine with Multi-point fuel injection produces 84 kW (113 bhp) and 157 N·m (116 lb-ft) of torque at 4500 rpm. Standard on Colt 4-door GL; optional on 4-door base model with automatic.**




### An Advanced Course In Environmental Management.

Spend a few minutes inside Colt and you'll begin to appreciate that there's much more room, more comfort and more convenience than you'd expect. Supportive front high-back bucket seats with cloth and vinyl trim are standard in Colt two-door. In base Colt sedan and GL coupe, the seats are fully trimmed in cloth. To help accommodate odd-shaped

cargo such as skis, split folding rear seatbacks are standard on GL sedan and optional on GL coupe. Logically placed controls and easy-to-read



analogue gauges – including tachometer on GL sedan with manual transmission – bring a high level of function to the instrument panel. Also in the area of function, air conditioning, rear passenger compartment air ducts and tinted glass are optional on GL coupe and both sedan models. And for true listening pleasure wherever you go, there's an optional AM/FM stereo with cassette player and four-speaker sound available on all models.



## Taking The Term "Family Wagon" Several Steps Further.

Colt Wagon – available in base, SE and All-Wheel Drive (AWD) models – extends the definition of versatility by combining the nimble handling characteristics of a smaller vehicle with many of the practical attributes of a minivan. That's why Colt Wagon has a sliding side door for ease of entry and exit, a tall cabin and a convenient rear liftgate for easy loading and unloading of cargo.

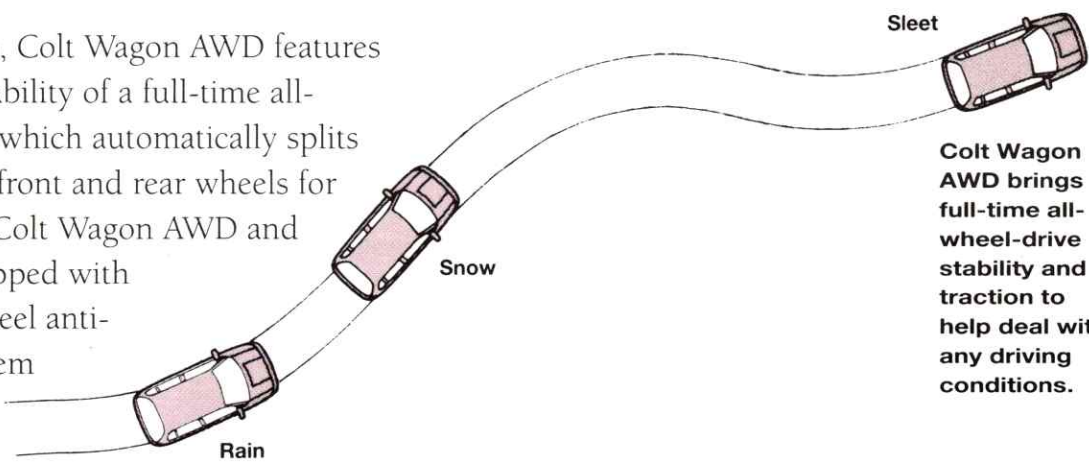
A lively 1.8-litre sixteen-valve SOHC MPI

engine with five-speed

manual overdrive transaxle is standard on Base Wagon. SE and AWD models offer even more power thanks to a new standard 2.4-litre SOHC MPI engine with sixteen-valve design. Either way, a smooth-shifting four-speed automatic transaxle is optional on all models.



For all-weather grip, Colt Wagon AWD features the road-holding stability of a full-time all-wheel-drive system which automatically splits power between the front and rear wheels for enhanced traction. Colt Wagon AWD and SE can also be equipped with an optional four-wheel anti-lock disc brake system for complete peace of mind.



**Colt Wagon AWD brings full-time all-wheel-drive stability and traction to help deal with any driving conditions.**



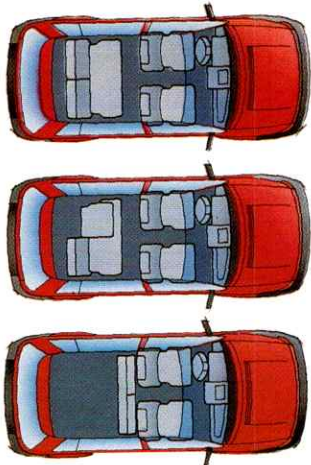
## Here's That Spare Room You've Always Wanted.

Colt Wagon offers family-size five-passenger seating with the flexibility to convert space like magic. The rear seatback easily folds down to accommodate cargo and can tumble forward to free up additional cargo space or be removed entirely. Convenience features include a smoothly contoured instrument panel with dual cup holders, a standard front console, power-

assisted steering and desirable options like an AM/FM stereo with cassette player and – on SE and AWD models – power windows and door locks and a new keyless entry system. Three-point lap and shoulder belts are standard for all outboard passengers as is multiple Child-Seat Anchorage provision. With its room,



versatility and safety, Colt Wagon could be the perfectly compatible match for your family.



**A split fold-down rear seat, fully removable and with tumble feature, is standard on Colt Wagon SE, optional on AWD. Base Wagon and AWD feature a one-piece fold-down rear seat.**



<b>COLT 2-DOOR, 4-DOOR SELECTED STANDARD AND OPTIONAL FEATURES</b>	<b>Colt 2-Door</b>	<b>Colt GL 2-Door</b>	<b>Colt 4-Door</b>	<b>Colt GL 4-Door</b>
<b>AIR CONDITIONING</b> Bi-level	NA	O	O	O
<b>ALTERNATOR</b> 75-amp	S	S	S	S
<b>ASH RECEIVER</b> Front	S	S	S	S
<b>ASSIST GRIP</b> Above passenger door(s) (three on 4-door models)	NA	S	S	S
<b>BATTERY</b> Maintenance-free, heavy-duty	S	S	S	S
<b>BRAKES</b> Power-assisted, front disc, rear drum	S	S	S	S
<b>CHILD-SEAT ANCHORAGE PROVISION</b>	S	S	S	S
<b>CIGARETTE LIGHTER</b>	NA	S	O	S
<b>COAT HOOKS</b> (2) (One on Colt 2-door base)	S	S	S	S
<b>CONSOLE</b> Floor	S	S	S	S
<b>CORROSION PROTECTION</b> Extensive use of galvanized steel, lower bodyside urethane stone chip-resistance coating; front fender plastic liners	S	S	S	S
<b>CUP HOLDER</b> Front	NA	S	S	S
<b>DAYTIME RUNNING LIGHTS</b>	S	S	S	S
<b>DEFROSTER</b> Rear window, electric	S	S	S	S
<b>DEMISTERS</b> Front side windows	S	S	S	S
<b>DOOR LOCKS</b> Rear, child-protection	NA	NA	S	S
<b>DOOR TRIM PANELS</b> With armrests	S	S	S	S
<b>EXHAUST SYSTEM</b> Stainless steel	S	S	S	S
<b>GLASS</b> Tinted	NA	O	O	O
<b>HEADLAMPS</b> Halogen, aerostyle	S	S	S	S
<b>HEAT DUCTS</b> Rear	NA	NA	S	S
<b>HOOD RELEASE</b> Inside	S	S	S	S
<b>HORNS</b> Dual	NA	NA	NA	S
<b>INSTRUMENTATION</b> Includes trip odometer and warning lights for door ajar, parking brake, brake fluid level, seat belt warning, check engine, alternator warning, oil pressure warning	S	S	S	S
Tachometer ( with 5-speed manual transmission)	NA	NA	NA	S
<b>LIGHTS</b> Cargo compartment	NA	O	O	S
<b>MAP POCKETS</b> Front door	NA	S	S	S
<b>MIRRORS</b> Inside, day/night, rearview	S	S	S	S
Inside, passenger's side visor/vanity	NA	S	O	S
Inside, driver's side visor/vanity	NA	NA	NA	S
Outside, dual manual remote control	S	S	S	S
Outside, dual electric remote control	NA	O	NA	O
<b>POWER ASSISTS</b> Door locks	NA	NA	NA	O
Windows	NA	NA	NA	O
<b>RADIO</b> AM/FM stereo cassette with 4 speakers <sup>(1)</sup>	O <sup>(1)</sup>	O <sup>(1)</sup>	O <sup>(1)</sup>	O <sup>(1)</sup>
<b>REMOTE RELEASES</b> Fuel door and trunk	NA	O	O	S
<b>SEATS – FRONT</b> High-back buckets, cloth and vinyl recliners	S	NA	NA	NA
Low-back bucket, full-face cloth, reclining with adjustable head restraints	NA	S	S	NA
Low-back bucket, premium full-face cloth, reclining with adjustable head restraints	NA	NA	NA	S
<b>SEATS – REAR</b> Fixed back	S	S	S	NA
Split, fold-down (includes centre armrest on 4-door)	NA	O	NA	S
Passenger, easy-entry, with memory	NA	S	NA	NA
<b>SEAT BELTS</b> Front, 3-point shoulder/lap; rear, 3-point shoulder/lap at outboard seating positions, lap belt at centre position	S	S	S	S
<b>SPEED CONTROL</b>	NA	NA	NA	O

<b>COLT 2-DOOR, 4-DOOR SELECTED STANDARD AND OPTIONAL FEATURES</b>	<b>Colt 2-Door</b>	<b>Colt GL 2-Door</b>	<b>Colt 4-Door</b>	<b>Colt GL 4-Door</b>
<b>SPORT PACKAGE</b> Includes body colour rear spoiler, body colour dual electric mirrors, P175/70 R13 tires, sport suspension	NA	O	NA	NA
<b>SPORT APPEARANCE PACKAGE</b> Includes colour-keyed rear spoiler, dual electric mirrors, grille and bodyside moulding	NA	NA	NA	O
<b>STEERING</b> Manual, rack-and-pinion	S	S	S	NA
Power-assisted, rack-and-pinion	NA	O	O	S
<b>SUSPENSION</b> Front: MacPherson strut; rear: independent, multi-link	S	S	S	NA
Sport – with front antisway bar and higher spring rate	NA	O	O*	S
<b>TILT STEERING COLUMN</b>	NA	NA	NA	O
<b>TIRES</b> P145/80 R13 13" steel-belted radials, black sidewalls, All-Season	S	NA	NA	NA
P155/80 R13 13" steel-belted radials, black sidewalls, All-Season	NA	S	S	NA
P175/70 R13 13" steel-belted radials, black sidewalls, All-Season	NA	O	O*	S
<b>WHEELS</b> 13" styled steel with bright centre caps	S	NA	NA	NA
13" styled steel with half-wheel cover	NA	NA	S	NA
13" steel with full wheel covers	NA	S	NA	S
<b>WINDSHIELD WIPERS</b> 2-speed	S	S	S	NA
Fixed intermittent	NA	O	O	S
Variable intermittent	NA	NA	NA	O

S - Standard Equipment O - Optional Equipment NA - Not Available \*Late Availability (1) Dealer-installed accessory

<b>DIMENSIONS, WEIGHTS AND CAPACITIES</b>	<b>Colt 2-Door Coupe</b>		<b>Colt 4-Door Sedan</b>	
	<b>mm</b>	<b>in.</b>	<b>mm</b>	<b>in.</b>
Wheelbase	2440	96.1	2500	98.7
Overall Length	4345	171.1	4420	174.0
Overall Width	1680	66.1	1680	66.1
Overall Height	1305	51.4	1305	51.4
Curb Weight – kg (lb.)	945	2085	995	2195
Passenger Capacity	5		5	
Fuel Capacity – L (Imp. gal.)	50	(11)	50	(11)

<b>ENGINE DETAILS</b>	<b>1.5-litre 4-cyl.</b>	<b>1.8-litre 4-cyl.</b>
Type	SOHC 12-valve	SOHC 16-valve
Fuel Delivery	SMPI	SMPI
Ignition	Electronic	Electronic
Net Power – kW (bhp) @ rpm	69 (92) @ 6000	84 (113) @ 6000
Net Torque – N-m (lb-ft) @ rpm	126 (93) @ 3000	157 (116) @ 4500

SMPI – Sequential Multi-Point (port) Fuel Injection SOHC – Single Overhead Camshaft

<b>FRONT-WHEEL-DRIVE ENGINE AND TRANSMISSION AVAILABILITY</b>	<b>Colt 2-Door</b>	<b>Colt GL 2-Door</b>	<b>Colt 4-Door</b>	<b>Colt GL 4-Door</b>
1.5-litre 4-cyl. with 5-speed manual	Standard	Standard	Standard	NA
1.5-litre 4-cyl. with 3-speed automatic	NA	Optional	NA	NA
1.8-litre 4-cyl. with 5-speed manual	NA	NA	NA	Standard
1.8-litre 4-cyl. with 4-speed automatic	NA	NA	Optional*	Optional

NA – Not Available \* Late Availability

**PASSENGER CAR EXTERIOR COLOURS:** 2-Door Coupe – Light Blue Metallic, Bright Turquoise Metallic, Dark Grey Metallic, Dark Maroon Pearl Coat; Vivid Red Clear Coat, White Clear Coat 4-Door Sedan – Light Blue Metallic, Medium Blue Metallic, Dark Green Metallic, Vivid Red Clear Coat, White Clear Coat, Dark Maroon Pearl Coat

<b>COLT WAGON SELECTED STANDARD AND OPTIONAL FEATURES</b>	<b>Colt Wagon</b>	<b>Colt Wagon SE</b>	<b>Colt Wagon AWD</b>
<b>AIR CONDITIONING</b> Bi-level	O	O	O
<b>ALL-WHEEL DRIVE</b> Full-time with centre differential and Viscous Coupling (VCU)	NA	NA	S
<b>ALTERNATOR</b> 75-amp	S	S	S
<b>BATTERY</b> 12-volt, maintenance-free, heavy-duty	S	S	S
<b>BRAKES</b> Power-assisted, front disc, rear drum	S	S	S
4-wheel disc with anti-lock brakes (ABS)	NA	O	O
<b>CARGO SECURITY COVER</b>	O	O	O
<b>CHILD-PROTECTION LOCK</b> Side sliding door	S	S	S
<b>CHILD-SEAT ANCHORAGE PROVISION</b>	S	S	S
<b>CONSOLE</b> Centre with storage bin and coin holder	S	S	S
<b>DAYTIME RUNNING LIGHTS</b>	S	S	S
<b>DEFROSTER</b> Rear window, electric with timer	S	S	S
<b>EXHAUST SYSTEM</b> Stainless steel	S	S	S
<b>GLASS</b> Tinted, all windows	O	S	O
<b>GLOVE BOX</b> Front	S	S	S
<b>HEADLAMPS</b> Single, halogen, aerostyle	S	S	S
<b>HEAT DUCTS</b> Rear seat	NA	S	S
<b>INSTRUMENT CLUSTER</b> Speedometer, odometer, trip odometer, gauges for fuel and engine coolant temperature	S	S	S
<b>KEYLESS ENTRY SYSTEM</b>	NA	O	O
<b>LIGHTS</b> Ash receiver, brake fluid level warning, cargo area, dome, door/liftgate-ajar warning, engine coolant warning, fasten seat belt reminder, hazard warning system, high-beam indicator, parking brake indicator, turn signal indicator	S	S	S
<b>LUGGAGE RACK</b> Roof	O	O	O
<b>MIRRORS</b> Inside, rearview, day/night	S	S	S
Inside, driver's side visor/vanity	NA	S	S
Inside, passenger's side visor/vanity	S	S	S
Outside, dual manual	S	NA	NA
Outside, dual power	O	S	S
<b>PAINT</b> Two-tone	NA	O	O
<b>POWER ASSISTS</b> Door locks	NA	O	O
Front door windows, with driver's-side one-touch-down	NA	O	O
<b>RADIO</b> AM/FM stereo cassette with clock, (dealer-installed – radio accommodation package is standard)	O	O	O
<b>REMOTE RELEASES</b> Fuel door release	S	S	S
Power tailgate lock and unlock (manually lockable handle standard)	O	S	O
<b>SEATS – FRONT</b> High-back buckets, full-face cloth with dual recliners	S	NA	S
Low-back buckets, full-face cloth with adjustable headrests and dual recliners	NA	S	O
<b>SEATS – REAR</b> Bench, cloth-faced, fold-and-tumble, removable	S	NA	S
Bench, cloth-faced, split-back, fold-and-tumble, removable	NA	S	O
<b>SEAT BELTS</b> 3-point shoulder/lap at front and outboard positions; lap only in centre	S	S	S
<b>SPEED CONTROL</b> Electronic	O	O	O

Specifications, descriptions and illustrative material contained herein are based on authorized information. Although specifications, descriptions and illustrations were believed to be correct at the time this publication was approved for printing, accuracy cannot be guaranteed. Chrysler Canada Ltd. reserves the right to discontinue models or options at any time or change specifications and materials, equipment or design without notice and without incurring obligation.

Some equipment may not be exactly as illustrated in this publication. Some of the illustrative material contained herein may show equipment that is not standard and is available only at extra cost, as factory-installed or dealer-installed. Equipment referred to as available or optional may be at extra cost. Some options are required in combination with other options. For the price of the model with the equipment you desire or verification of specifications and equipment availability contained herein, see your Chrysler Canada Ltd. Dealer.

**CONSIDER LEASING** – More and more consumers are considering leasing as a financial alternative to buying. Some of the benefits include: lower monthly payments, more vehicle for the money and a new vehicle more often. *Chrysler Credit and Chrysler Leasing offer a variety of finance plans including Gold Key Lease, Chrysler Leasing System, College/University Graduate Plans, Retail Financing, and more.* Ask your salesperson for details.



**COLT WAGON  
SELECTED STANDARD AND OPTIONAL FEATURES**

	Colt Wagon	Colt Wagon SE	Colt Wagon AWD
<b>STEERING</b> Power-assisted, rack-and-pinion	S	S	S
Tilt steering column	NA	S	S
<b>SUSPENSION</b> Front, independent MacPherson struts with coil springs; rear, semi-trailing arm with coil springs	S	S	NA
All-wheel drive; fully independent rear (IRS)	NA	NA	S
<b>TIRES</b> P185/75 R14 SBR BSW All-Season	S	NA	NA
P205/70 R14 SBR BSW All-Season	NA	S	S
<b>WHEELS</b> 14" sport styled steel, bright caps	S	NA	NA
14" full wheel covers	O	S	S
<b>WINDSHIELD WIPERS</b> Front with variable intermittent wipe	S	S	S
<b>WIPER/WASHER, LIFTGATE WINDOW</b> With fixed intermittent wipe	O	S	S

S – Standard Equipment O – Optional Equipment NA – Not Available

**DIMENSIONS, WEIGHTS  
AND CAPACITIES**

	Colt Wagon		Colt Wagon AWD	
	mm	in.	mm	in.
Wheelbase	2520	99.2	2520	99.2
Overall Length	4280	168.5	4280	168.5
Overall Width	1695	66.7	1695	66.7
Overall Height	1575	62.1	1590	62.6
Turning Diameter – m (ft.) (curb-to-curb)	10.2	(33.5)	10.2	(33.5)
Curb Weight – kg (lb.) (base model)	1235	(2723)	1350	(2976)
Cargo Volume – Litres (cu. ft.) – behind rear seat	980	(34.6)	980	(34.6)
Rear seat tumbled forward	1920	(67.8)	1920	(67.8)
Rear seat removed	2240	(79.0)	2240	(79.0)
Passenger Capacity	5		5	
Fuel Capacity – L (Imp. gal.)	55	(12.1)	55	(12.1)

**Engine Details**

	1.8-litre 4-cyl. 16-valve balance-shaft	2.4-litre 4-cyl. 16-valve balance-shaft
Type	SOHC 16-valve	SOHC 16-valve
Fuel Delivery	SMPI	SMPI
Ignition	Electronic	Electronic
Net Power – kW (bhp) @ rpm	84 (113) @ 6000	101 (136) @ 5500
Net Torque – N-m (lb-ft) @ rpm	157 (116) @ 4500	197 (145) @ 4250

SMPI – Sequential Multi-Point (port) Fuel Injection SOHC – Single Overhead Camshaft

**FRONT-WHEEL-DRIVE  
AND ALL-WHEEL-DRIVE ENGINES AND TRANSMISSIONS**

Availability	Colt Wagon FWD	Colt Wagon SE FWD	Colt Wagon AWD
1.8-litre 4-cyl. with 5-speed manual	Standard	NA	NA
1.8-litre 4-cyl. with 4-speed automatic	Optional	NA	NA
2.4-litre 4-cyl. with 5-speed manual	Optional	Standard	Standard
2.4-litre 4-cyl. with 4-speed automatic	Optional	Optional	Optional

NA – Not Available

THIS CATALOGUE DOES NOT LIST ALL STANDARD AND OPTIONAL EQUIPMENT ITEMS; SOME OPTIONS ARE AVAILABLE ONLY IN COMBINATION WITH OTHERS, AND SOME EQUIPMENT MAY BE SUBJECT TO AVAILABILITY RESTRICTIONS. SEE YOUR DEALER FOR DETAILS.

**WARRANTY**  
Owner's choice protection plan

**7/15**  
powertrain or  
**3/60**  
bumper-to-bumper

The industry's first owner's choice protection plan. Choose between a 1-year/20,000-kilometre basic vehicle coverage combined with a 7-year/115,000-kilometre powertrain warranty, or a 3-year/60,000-kilometre bumper-to-bumper warranty combined with a 5-year/100,000-kilometre powertrain warranty. Your choice and with no deductible.

\* See your Dealer for details.

Physically Challenged Assistance Program



Proud sponsor of the CAHA Chrysler Initiation Program



**EXTERIOR COLOURS:** Light Beige Metallic, Medium Blue Metallic, Light Blue Metallic,\* Peacock Green Clear Coat, Bright Red Clear Coat, Dark Red Pearl Coat, White Clear Coat. Two-tone paint – available Colt SE and Colt AWD wagons \*Late availability

**TRAILER TOWING:** Maximum permissible trailer weight of 680 kg (1500 lb.) with FWD Colt Wagon, 905 kg (2000 lb.) with AWD Colt Wagon. A trailer weighing over 450 kg (1000 lb.) laden must have its own brakes. See Owner's Manual for more details.

