

1983  
Plymouth

# RELIANT





*Plymouth Reliant SE Four-Door Sedan*



*Plymouth Reliant Two-Door Sedan*



*Plymouth Reliant SE Station Wagon*

## **The Reliant Story: Front-Wheel-Drive Value Engineered-in**

As the ever-increasing numbers of Plymouth Reliants on the road testify, the story of this Chrysler-engineered K-Car is one of overwhelming success.

And with good reason.

For the Plymouth Reliant reflects, in every aspect of its design, engineering, construction and materials, value of the highest order. There is a solidity and strength about this car that you sense almost as soon as you see it. It is in every way an ideal family-size car. Six people can ride comfortably and front-wheel-drive makes it a standout for fuel economy and handling ease.

The 1983 Reliant is a worthy successor to those that have preceded it. Chrysler designers and engineers have been careful to incorporate only those refinements that contribute to improving the overall value of the car to the purchaser.

With Reliant, there's been no thought of change simply for the sake of change.

On the succeeding pages of this catalog you will find a selection of the 1983 Plymouth Reliant models, and a description of the essential ingredients that make them cars to be admired and desired. You can rest assured that this is an automobile that will return more-than-ample rewards in value for a moderate purchase price.



*Plymouth Reliant SE Two-Door Sedan*

## 1983 Reliant Two-Door Sedans combine looks, spirit and space with front-wheel-drive efficiency

There are many ways to measure the worth of a car. When you use the 1983 two-door sedan as your basis the results may surprise you.

In the compact market, Reliant is clearly the leader. Consider this: Reliant two-door styling has a clean, contemporary look that holds its eye-appeal for as long as you own the car. There is a crispness about a Reliant that is always refreshing and a contoured softness that gives it unusual grace.

Reliant two-door sedans are available in two models: the Reliant and Reliant SE. Both models feature standard bench seating, plus a folding centre armrest on the SE. For those who desire that added flair of interior excitement, reclining low-back bucket seats, including a centre console, are available on the Reliant SE. Whatever seating you choose, the ample adjustability and use of soft and supple cloth or vinyl trims will produce comfortable fatigue-free driving. In addition, the Reliant interior also features a new soft-top cover that crowns the easy-to-view instrument panel and adds to your driving pleasure.

For 1983, all Reliants are standard-equipped with more value features than ever before. Halogen headlamps, power front disc brakes, greater sound insulation, and a new maintenance-free battery are just a few of the features that demonstrate Chrysler's continued commitment to product improvement.



*Vinyl bench seat—standard Reliant two- and four-door sedans*

Furthermore, Chrysler engineers have designed-in more torque and power for the 2.2 litre engine this year, while at the same time improving its already impressive fuel efficiency. A new optional 5-speed "overdrive" manual transaxle is also available on SE models.

The Reliant two-door sedan... add it all up and you'll discover the sum is unmistakable value: engineered-in to make the most of your car-buying dollars.



*Plymouth Reliant Four-Door Sedan*

## 1983 Reliant Four-Door Sedans have the room and comfort you expect in a family-size car

The 1983 Reliant four-door sedans, like all Plymouth Reliants, are products of Chrysler's continuing leadership in front-wheel-drive technology.

Choose a Reliant four-door and you'll appreciate the six-person roominess and the fuel efficiency you've come to expect from this body style.

But that's only for starters. You also get exceptional ride and handling characteristics, ease of entry, economy of maintenance . . . all features you might think would only be available in much larger, more expensive cars.

The 1983 Reliant is a big car in every sense of the word . . . except external size and price. There's a luxury look and feel to its overall styling that clearly shows the results of its Chrysler heritage.


You can choose Reliant in either of two series, Reliant or Reliant SE. Both offer nine exterior colours and interior upholstery crafted in vinyl or cloth.

A cloth front bench seat is standard on the Reliant series, while Reliant SE sedans feature the cloth bench seat with centre armrest. In addition, reclining low-back cloth bucket seats are available on the SE model.

When it comes to get-up-and-go, this year's Reliant engines are more than up to the challenge. The 2.2 litre engine features improved torque and power ratings that mean better passing acceleration and hill climbing ability—all while delivering better fuel economy than ever before.



*Cloth bench seat with folding centre armrest—standard Reliant SE and Custom Wagon*



*Plymouth Reliant instrumentation*



*Plymouth Reliant SE (background), Plymouth Reliant Custom (foreground), Station Wagon*

## 1983 Reliant Wagons are the ultimate way to get your money's worth

It's no exaggeration to say that a Reliant station wagon offers you more downright value than you'll find anywhere else on four wheels.

For example, Reliant is the compact, six-passenger wagon leader in fuel efficiency. It goes further on every litre of gas and features a simplicity of design that lets you do most of the routine maintenance yourself.

What's more, Reliant station wagons are manufactured in a way that assures the rugged, long-lasting durability especially required of a multi-use vehicle. By incorporating the science of computer-aided design, testing and manufacture into its front-wheel-drive program, Chrysler is able to ensure that its high standards of quality are never relaxed.

Of course, the 1983 Reliant wagon measures up fully when it comes to getting your money's worth regarding interior spaciousness. You get six-passenger room or, for those occasions when haulability is the order of the day, 1961 dm<sup>3</sup> (69 cu. ft.) of cargo space with the rear seat folded.



*Cloth bench seat with folding centre armrest—standard Reliant SE and Custom Wagon*

You can choose your Reliant wagon in either the Custom or SE versions. Both models offer body-contoured cloth bench seats with folding centre armrests . . . standard. If your tastes dictate a more sporty interior, try the cloth low-back bucket seat option, complete with dual recliners and a centre console. For hard-wearing practicality, there's also an all-vinyl bench seat available.

Whichever wagon you choose you'll get a car that delivers your money's worth in handsome appearance, fuel economy, space, comfort, and price. Want more proof? See and drive this value-engineered Plymouth Reliant soon . . . at your Chrysler dealership.



## Reliant's value begins with its engineering

CAD, CAT and CAM are bywords at Chrysler. They represent Computer-Aided Design, Testing and Manufacture . . . technologies that are rapidly becoming a quality criteria for the entire car-building industry.



Because of these ruling factors, every Chrysler car is planned and managed with scientific precision. It's not just somebody's "hunch" that makes the transverse-mounted engine perform so efficiently or last so long. And it's not by accident that the 1983 Plymouth Reliant runs so quietly, that its doors fit so well, or that all of the component parts of the car go together and function so smoothly.

All these plusses are the product of computer-directed robots, that assure precision welding, and a quality assurance program that relies on computer science to continuously monitor the key

Iso-strut front suspension with non-concentric coil springs, shock-absorbing struts, rubber bushings and linkless sway bar. Heavy Duty Suspension available as an option.

Flex arm beam rear axle with trailing links, coil springs, shock absorbers and integral tubular anti-sway bar.

49 litre (10.8 Imp. Gal.) fuel tank.

Aluminized steel, non-catalytic exhaust system (Trans-4 engine). Stainless steel non-catalytic exhaust system (optional 2.6 litre Mitsubishi engine).

Anti-stone-chip protective vinyl lower bodyside coating.

New improved radiator cooling fan for 2.2 litre Trans-4 equipped vehicles with optional air conditioning.

335 amp-hr. Maintenance-Free battery with built-in test indicator.

2.2 litre (Trans-4) OHC engine with hydraulic valve adjusters (standard). Features improved horsepower, torque, acceleration and fuel-efficiency ratings for 1983. 2.6 litre Mitsubishi OHC engine with "Silent Shaft" design (optional).

New tethered fuel-filler cap.

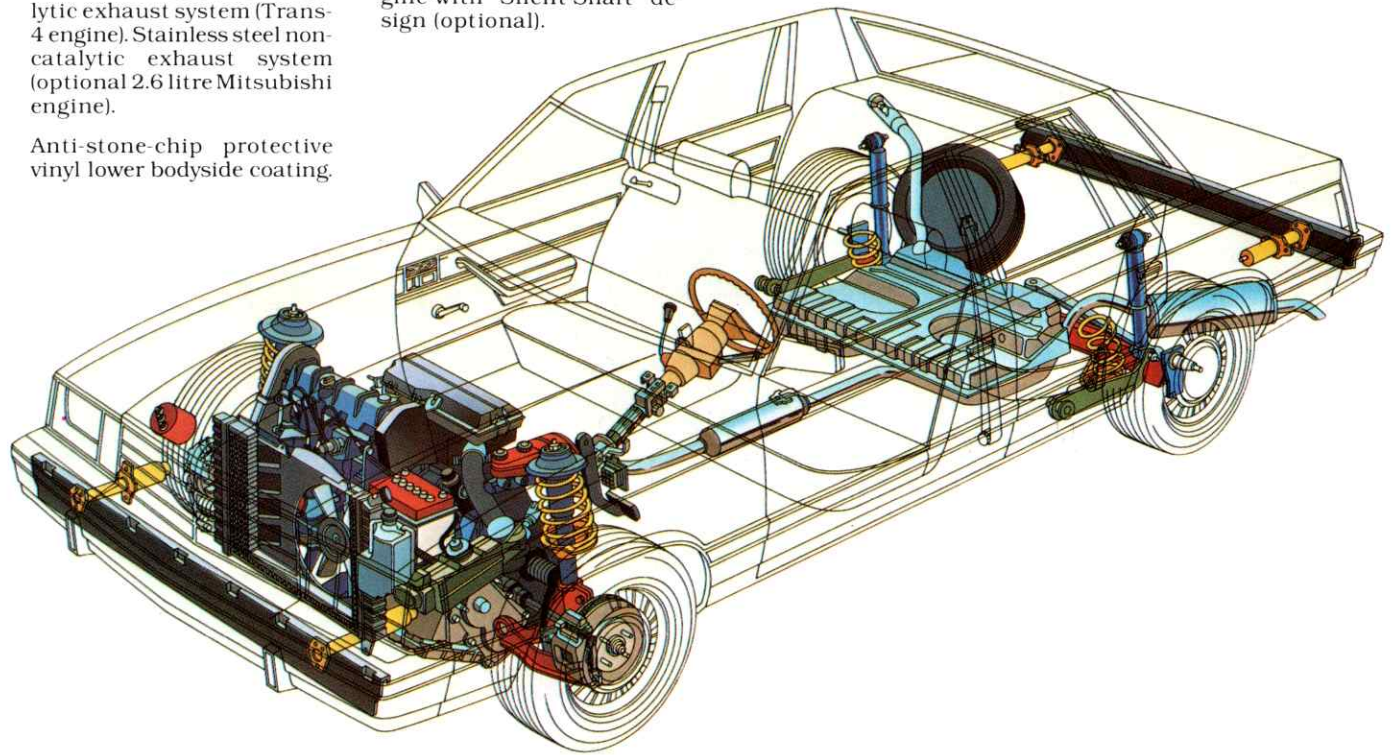
Hi-pressure, compact "mini spare" in trunk.

Halogen headlamps with new "pass flasher" feature.

Rack-and-pinion steering (standard). Power-assisted steering (standard SE wagons, optional all others).

Dual diagonally-balanced braking system. Power discs, front. Self-adjusting drums, rear. Improved actuation system for '83.

New 5-speed manual "over-drive" transaxle optional with Trans-4 engine (see Features page for availability).



phases of the construction process. This science is so exact that it can even predict component endurance and use this information to build longer life into every car.


Chrysler's advanced technology is a proud design story, dedicated

to continually improving the products offered . . . for example, the increased torque and power outputs of the 2.2 litre engine. It's just one of the many ways that you benefit from pride in engineering when you buy a Plymouth Reliant passenger car.

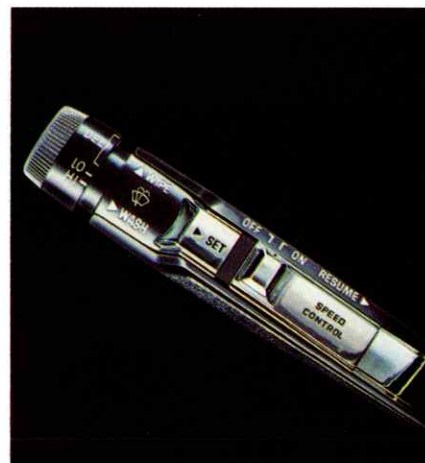
## Make your 1983 Reliant even more enjoyable with selected options

- A. Tilt Steering Column.** Add to the convenience of entering and exiting Reliant. The ultimate option for the more-than-one driver-family.
- B. Automatic Speed Control.** Lets you set your highway speed and keeps it constant without having your foot on the accelerator. Disengages instantly when you brake or accelerate.
- C. 5-Speed Manual Transaxle.** New for '83, an "overdrive" 5th gear makes a Reliant even more fuel efficient and quieter at highway speeds.
- D. Mitsubishi 2.6 litre Engine.** For those who want that extra measure of responsive power, this 4 cylinder overhead camshaft engine is the ideal choice. The Mitsubishi "Silent Shaft" design guarantees smooth, quiet running and highly economical operation on less-expensive regular gasoline. It is also equipped with a full stainless steel exhaust system—from front-pipe to tail-pipe. Another example of Chrysler leading the industry in putting materials and technology to work to provide more durability, more value. (Available only with automatic transaxle.)
- E. Air Conditioning.** A new "Bi-Level" control has been added to Reliant's air-conditioning/heating system. Directs air up and down for improved comfort whatever the outdoor temperature.
- F. Roof-top Luggage Rack** adds even more carrying capacity to a Reliant Station Wagon.
- G. AM/FM/MX Electronically-Tuned Stereo Radio with Cassette Tape Player.** This twin offering represents the finest in sound reproduction that includes four speakers. Play your favourites on the cassette system with Dolby\* or allow the electronic quartz crystal tuner to select a station for you.
- H. Liftgate Washer/Wiper System.** Maintain clear rearward vision with this liftgate-mounted wiper arm—fluid dispensing system. A popular wagon option.
- I. Wheel Covers.** Handsome extra touches that add sparkle and dash to the 1983 Reliant.

Your Dealer has complete details on the full list of additional Reliant options available. See him for details.




A



B



C



D



F




E



G



H



I

\*Dolby is a trademark of Dolby Laboratories.

## Selected Standard and Optional Features

	2-DR. SEDAN	4-DR. SEDAN	CUSTOM WAGON	2-DR. "SE" SEDAN	4-DR. "SE" SEDAN	"SE" WAGON
AIR CONDITIONING—Bi-level	O	O	O	O	O	O
ALTERNATOR—78 amp.	O	O	O	O	O	O
BATTERY—500 amp., long-life, maintenance-free	O	O	O	O	O	O
BRAKES—Power disc front, self-adjusting drum rear	S	S	S	S	S	S
CENTRE ARMREST—Free-standing, front			O	O	O	O
CLOCK—Electronic digital			S	S	S	S
CONSOLE—Floor-mounted			O	O	O	O
CORROSION PROTECTION—Galvanized steel most major panels.	S	S	S	S	S	S
Front fender, plastic liners	S	S	S	S	S	S
Anti-stone-chip coating, lower bodysides	S	S	S	S	S	S
DEFROSTER—Rear window, electric	O	O	O	O	O	O
ELECTRONIC IGNITION & VOLTAGE REGULATOR	S	S	S	S	S	S
ENGINE BLOCK HEATER	O	O	O	O	O	O
EXHAUST SYSTEM—Stainless steel			O	O	O	O
GLASS—Tinted (all windows)	O	O	O	O	O	O
HALOGEN HEADLAMPS	S	S	S	S	S	S
HEATER—With Ram-Air and Forced-Air ventilation systems	S	S	S	S	S	S
INSULATION—Special sound deadening package	O	O	O	O	O	S
MIRROR—Illuminated, passenger side, vanity			O	O	O	O
POWER ASSISTS—Door locks, decklid/liftgate release, windows	O	O	O	O	O	O
Steering	O	O	O	O	O	S
RADIOS—AM, manually tuned	O	O	S	S	S	S
AM/FM/MX stereo/cassette	O	O	O	O	O	O
SEATS—Vinyl bench	S	S	O	O	O	O
Cloth bench with centre armrest			S	S	S	S
Cloth low-back bucket with dual recliners			O	O	O	O
STEERING—Power assisted Rack-and-Pinion	O	O	O	O	O	S
SPARE TIRE—Conventional	O	O	O	O	O	O
SPEED CONTROL—Automatic	O	O	O	O	O	O
STEERING WHEELS—Deluxe 2-spoke	S	S				
Luxury 2-spoke	O	O	S	S	S	S
SUSPENSION—Heavy-duty	O	O	O	O	O	O
TILT STEERING COLUMN	O	O	O	O	O	O
TIRES—P175/75 R13, glass belted radials, BSW	S	S	S	S	S	S
P175/75 R13, glass belted radials, WWSW	O	O	O	O	O	O
P175/75 R13, self-sealant Goodyear Arriva all-season or Michelin steel belted radials, WWSW	O	O	O	O	O	O
UNDERCOATING	O	O	O	O	O	O
WHEELS—Styled steel	O	O	O	O	O	O
WINDSHIELD WIPERS—Two-speed, with variable-delay intermittent wipe	O	O	O	O	O	O
WIPER/WASHER—Liftgate			O			O

S—Standard Equipment O—Optional Equipment BSW—Black side walls WWSW—Wide white side walls

Your Dealer has complete details on additional standard/optional equipment available.

## Dimensions, Weight and Capacity

	Two-door Sedan		Four-door Sedan		Station Wagon	
	mm.	inches	mm.	inches	mm.	inches
Wheelbase	2543	100.1	2543	100.1	2543	100.1
Overall Length (a)	4471	176.0	4471	176.0	4475	176.2
Overall Width	1742	68.6	1742	68.6	1742	68.6
Overall Height	1328	52.3	1339	52.7	1331	52.4
Turning Diameter—metres (feet)	10.6 (34.8)					
Curb Weight (b) kilograms (pounds)	1051 (2317)		1053 (2323)		1103 (2432)	
Usable Luggage Capacity dm <sup>3</sup> (cu. ft.)	428 (15.0)		428 (15.0)		939 (33.2) (c)	
Passenger Capacity	6					
Fuel Capacity—litres (Imp. Gals.)	49 (10.8)					

## Engines

	2.2-litre 4-cylinder	2.6-litre (d) 4-cylinder
Availability	Standard	Optional
Type	OHC	OHC
Carburetor	2-Barrel	2-Barrel
Net Power—kW (bhp) @ RPM	72 (97) @ 5200	71 (95) @ 4800
Net Torque—N.m (lb. ft.) @ RPM	158 (117) @ 3200	187 (138) @ 2400

**Transaxle**—Your Dealer has complete details on standard/optional availability. See him for details.

(a) Includes bumper guards

(b) Based on 5-passenger load, base engine and standard tires (c) With rear seat back raised—hidden cargo volume under tonneau cover (vehicles so equipped). 1982 dm<sup>3</sup> (70.0 cu. ft.) with rear seat back folded down.

(d) Mitsubishi "Silent Shaft" with stainless steel exhaust system.

### 5/80 WARRANTY COVERAGE

Chrysler offers for 1983 a comprehensive warranty for 12 months or 20,000 kilometres covering repairs to any part of the vehicle which proves defective in materials or workmanship in normal use. In addition, power train components are covered for 5 years or 80,000 kilometres (subject to deductible). Ask your Dealer for complete details.

### 5/80 OUTER PANEL ANTI-CORROSION PROTECTION

The 5/80 Outer Panel Anti-Corrosion Limited Warranty provides protection against perforation for outer panels up to 5 years or 80,000 kilometres (whichever occurs first) from the warranty start date. Ask your Dealer for complete details.

### 5/80 SERVICE CONTRACTS

Optional 5/80 Chrysler Service Contracts are available that provide you with protection against tomorrow's rising service and parts costs, starting after your vehicle's basic limited warranty expires and lasting for 5 years or 80,000 kilometres (whichever occurs first) from your vehicle's original in-service date. The plans have a \$25 deductible and provide an allowance for alternate transportation and towing. Ask your Dealer which Service Contract best suits your vehicle and driving needs.

All product illustrations and specifications are based on authorized information. Although descriptions are believed correct at publication approval, accuracy cannot be guaranteed. Some of the equipment shown on product illustrations is optional, at extra cost. Chrysler Canada Ltd. reserves the right to make changes from time to time, without notice or obligation, in prices, specifications, standard and optional equipment listed, colours and materials and to change or discontinue models.

