


1982 Plymouth

RELIANT K



THE RELIANT STORY



1982 RELIANT

You've changed. We've changed with you.

Coping with change is part of day-to-day living.

One change, affecting us, is that today you look at purchasing a car in a different light. You've put value, the sum total of fuel efficiency, quality, utility, and reliability, at the top of your list.

Another change . . . there are more women who buy and drive cars than ever before. Not surprising to us. We also know both women and men buy for the same basic reasons. These changes in you and your preferences guided us to our introduction of the first domestic built front-wheel-drive automobiles in 1978.

This "Chrysler First" spearheaded our goal for quality which today competes with any automobile manufacturer, domestic, or foreign.

Reliant, one of the many front-wheel-drive cars from Chrysler is built in two of the most advanced assembly plants in North America. Series after series of quality inspections are performed by computers and *people* before the car reaches you.

Every engine is rated by computer in over fifty separate operations. Unless it's approved by computers and *people* it doesn't enter the Reliant. Take a close look. Inspect the paint, body fits, interior upholstery and trim. Slam the doors. You'll hear the sound of solidity. Sit inside. Feel the quality . . . the extra care for your comfort.

To protect your investment, every Reliant has been engineered to withstand the rigors of driving over Canadian roads. In corrosion-prone areas Chrysler utilizes galvanized steel. Stone-chip protective coating, as well as "seven-step dip-and-spray" anti-corrosion protection do much to keep Reliant's body in good shape. But even more than that, consider the corrosion effects of moisture and road chemicals. That's why we protect all Chrysler-built new cars and trucks with our Anti-Corrosion Warranty. Your dealer has complete details.



If your present car is a mid-size or full-size car built a few years ago, you'll discover that your fuel bills will be approximately cut in half when you purchase a Plymouth Reliant.

Reliant's standard 2.2-litre engine, built by Chrysler, performs on less-expensive regular gasoline. These two factors will help shrink your transportation budget.

Reliant's front-wheel-drive technology provides six-passenger capacity with standard bench seats . . . something you thought you might have to give up. Not with Reliant. Another attribute of bigger cars is road stability. Here, the front-wheel-drive Reliant, with the balance of weight up front, provides the steadiness of a heavier car. Reliant is pulled by its front wheels, making it more nimble and precise in turns and its small turning diameter enables you to park with ease.

With Reliant, *you'll get what you've always liked in large cars* combined with the advantages of front-wheel-drive, and the new technological advances in automotive engineering and manufacturing methods.

One drive will convince you of the worth of the 1982 Reliant. This is the "dollars-and-cents" answer to your driving needs.



Reliant SE two-door sedan

PLYMOUTH RELIANT suits your tastes . . . and needs!



you choose the standard Reliant, richer-looking Custom, or the luxurious SE, it's your perception of value which dictates the buying decision. Many purchases that you make—refrigerators, boats, clothing, recreational equipment—have more than one price category. Each represents value of a different nature.

Seat styles, colours, and fabrics are available in many forms. The all-cloth bench seating with folding armrest, shown on this page, is standard on SE models. If you prefer front bucket seats, they're optional in either cloth or vinyl. There are a total of

five upholstery colours to harmonize with twelve eye-catching exterior paint selections. Vinyl roofs, tape stripes and factory-engineered and manufactured options let you design Reliant to suit your tastes and needs.

We don't build and equip Reliant for what we think the average owner. We build, but you equip it to suit individual requirements.

Test drive Plymouth Reliant. You'll discover, by experiencing for yourself, the value, quality and engineering excellence built into this exceptional automobile.

You can choose from three series: Reliant Two-Door Sedan and Four-Door Sedan; Reliant Custom Two-Door Sedan, Four-Door Sedan, and Four-Door Station Wagon; and Reliant SE Two-Door Sedan, Four-Door Sedan and Four-Door Station Wagon. The body styles are shown on this three-page spread. That makes eight models. The model selection, standard equipment, and options desired are your decision, taking into account the original price, your enjoyment while owning the car, and resale or trade-in value. Whether




Reliant Custom four-door sedan



SE station wagon

PLYMOUTH RELIANT. Let our confidence add to your confidence




The ultimate testing of an automobile's worth is in the hands of the consumer. Reliant has passed this most important test. Thousands of owners and billions of kilometres of driving provide the basis for Chrysler's confidence in this automobile. Reliant owners are our "best advertisements". On the strength of this endorsement, as well as our dedication to quality engineering, the 1982 Reliant is offered as dependable front-wheel-drive transportation embodying many of the

most progressive design features of a 4-cylinder engine. Wind-tunnel testing is evidence of Reliant's aerodynamically designed body, proving fuel efficiency and minimal wind resistance go together.

Reliant's transverse-mounted 2.2 L engine actually thinks for itself. Sensors send data to an on-board computer, recording variations in engine load, throttle opening, engine speed, and engine coolant tempera-

ture. The engine automatically adjusts the ignition spark advance for optimum performance and fuel economy.

Reliant's engine weight and drive train are over the front drive wheels. It's very resistant to wheel spin in wet weather, and forcefully pulls through snow and mud where conventional drive cars lose traction. Front and rear suspensions coincide to deliver that "big car" ride.



Reliant provides six-passenger room. Certain competitive entries in the front-wheel-drive compact car market accommodate only four or five passengers.

Computers help assembly workers and machines acquire the kind of accuracy necessary to assure

quality welds, assembly fits, and the myriad of individual steps that go into the quality manufacturing of Reliant. Personal owner reaction and market research of quality has been very positive.

Reliant's standard engine is designed for easy service-

ability. Some of the routine work can be done at home. Intervals between required maintenance have been extended significantly. Most vital functions are up front, surrounded by ample room. Readily accessible. Faster service. Lower repair cost.

RELIANT TWO-DOOR SEDAN. Stylish Appearance. Stylish Efficiency.



Reliant Custom two-door sedan

If you've ever owned a two-door sedan and liked its sporty looks, feeling of individuality, one in Reliant's lineup of three series (Reliant, Reliant Custom, or Reliant SE) could be your car. Of course, most of us buy in two states of mind; the emotional and the practical.

To appeal to your vision, Reliant two-door sedans are styled to please. From formal roofline to the clean,

crisp lines of fenders and lower body, you have an outstanding example of contemporary design. Front and rear styling conform to its overall freshness. This Reliant will stand the test of time retaining its good looks for years to come.

Now, let's see how Reliant two-door sedan will stand up on the practical side also. Very few present day two-door sedans will accommodate six people. Those that


will are more expensive, less fuel-efficient, or are rear-wheel-driven. All these points favour a more serious inspection. Because many women choose a two-door for their requirements, Reliant two-door sedans handle with a light touch, have plenty of seat travel adjustment, comfortable chair high seating, and instruments within the reach of the petite person. Don't worry, larger people, there's plenty of room for head, feet, hips, and shoulders.



Reliant SE optional cloth bucket seats

Besides space and comfort, look at the way a two-door Reliant can be equipped. Depending upon series, you have a choice of four or five interior colours, front bench or bucket seating, and several varieties—of fabrics, vinyls, and combinations of cloth and vinyl. A large area of vision lends an open concept to enjoying the scenery, as well as contributing to the safety of you . . . and your passengers.

Here's an instrument cluster and controls you can live with on both counts: stylish and functional. Through the contemporary two-spoke steering wheel you'll admire and easily view the gauges and dials that tell you what's going on. To satisfy your quest for pleasure and creature comforts, there are several radio and sound systems to entertain you, air conditioning to comfort you and automatic speed control to make long trips seem shorter. Also a multi-function steering



column control lever handles turn signalling, windshield wipers/washers, headlight beam switching—all done with one hand.

For those times, and there will be many, when you need trunk space, you'll have plenty with Reliant.

So . . . if you have a yen for a personal car with lots of sparkle, Reliant's two-door sedan is the one!

PLYMOUTH RELIANT FOUR-DOOR SEDAN —functional efficiency!



Reliant Custom four-door sedan

It's a long way from the drawing boards to a tested, proven front-wheel-drive four-door sedan. Like every body style in the successful Reliant line of advanced technology automobiles, this one was designed and manufactured with the final goal of fuel efficiency, passenger room, quality, smooth ride, superb handling, style, price, and economical maintenance. These objec-

tives, translate into the reasons people buy four-door models which account for nearly fifty percent of all Reliant sales.

Not all four-door sedans are created equal. Reliant has capacity for six passengers, not five, nor four, and yet the exterior size is trim and lean. This is directly due to

Chrysler's front-wheel-drive technology. Reliant's engine is mounted sideways which does not intrude into the passenger compartment and virtually eliminates the driveline tunnel. You'll like the standard 2.2-litre, Chrysler-built 4-cylinder power plant from its excellent fuel efficiency to ease of service. Also, this engine and the optional Mitsubishi 2.6-litre engine perform on



Standard Custom, deluxe cloth-and-vinyl bench seat

less-expensive regular gasoline. Reliant four-door interiors are designed to be easy on the eyes . . . and other parts of your anatomy. Reliant succeeds on both counts with a wide range of seat fabrics, and other appointments contributing to contemporary styling and living room comfort. The Custom interior, pictured here, with its standard cloth-and-vinyl bench seat, is a beautiful example of Chrysler interior designers' skill

Reliant's exterior styling takes into account what a four-door sedan must do and appeals to one's sense of attractiveness. Wind-tunnel testing and a critical staff of stylist engineers created a four-door with the elegance of a "big car".

Another "big car" characteristic, standard on all Reliants, is the suspension and steering system which forms the



Reliant SE four-door sedan

foundation for a smooth, quiet ride and maneuverability. These attributes are a direct result of Iso-strut front suspension and rack-and-pinion steering.

We've written many words about the Reliant four-door sedan. Do yourself a favour. Drive one. Prove to yourself it's what you're looking for.

Start your new memory book in a 1982 RELIANT WAGON



So many times we associate station wagons with pleasant memories. Why? Because the station wagon conjures up mental pictures of family picnics, vacations, weekend trips, visits to people we love, and on and on. We're sure you have many of these in your memory book.

Today we must be aware of our budget book, too. Here's where the 1982 Reliant wagon does an outstanding job. It delivers fuel efficiency that in a six-passenger wagon is nothing short of incredible. Just one more thing, the standard Chrysler-built 2.2-litre and the

optional Mitsubishi 2.6-litre engines perform on *less-expensive regular gasoline*.

Station wagons mean good times and transport plenty of cargo as well as people. To start with, Reliant gives you six-passenger room. With the rear seat folded, 1960 dm³ (69.2 cu. ft.) of cargo space available to carry whatever you'll need. If that isn't enough, an optional factory-installed rooftop luggage rack is available for skis, tents or bicycles. This is no "lightweight" as far as payload is concerned, either. This wagon is engineered to carry 68 kilograms (150 pounds) over

and above a full load of six people. It's a breeze to load with four doors for passengers and a low wide-opening liftgate for cargo. For your more valuable property, an optional tonneau cover will get it out of sight. Besides space, your Reliant provides classic good looks. Take a long look at the Reliant SE, pictured here. The woodgrain treatment and deluxe wheel covers are eye-catching touches. They're standard equipment, too.



Reliant SE standard bench seat with folding centre armrest

Inside Reliant, besides the "space" story, are interiors designed to harmonize with the decor of the outside. There are bench seats and front bucket seats, cloth, vinyl, cloth-and-vinyl combinations in colours to assist in helping make your wagon reflect your own good taste.

Before you order, make up a list of equipment options to further personalize the Reliant wagon. Then you'll be able to enjoy the entertainment provided by any

nience of an inside power liftgate release. Enjoy the added safety of the liftgate washer/wiper system, the comfort of air conditioning, or the other benefit-laden Chrysler engineered and installed options. They're yours to make driving and owning the Reliant a greater pleasure. They add greater value when you trade or resell.

Let's not forget that Reliant wagons, in Custom (top right) or SE (left page) models, don't skimp on standard

equipment. No way. Rack-and-pinion steering, power front disc brakes, glass-belted radial tires, and Chrysler-built 2.2-litre transverse-mounted overhead cam engine are other important engineering components standard on Reliant wagons.

We suggest you experience the quiet ride, comfort, and easy handling on the road. That's when you fully realize Reliant wagons are styled and built right, to stay right for years to come.



Reliant standard cloth-and-vinyl bench seat

"An automobile may have value without a rise in popularity, but no automobile can rise in popularity without value." The very fact that Reliant's North American sales have shown a continuous rise supports the validity of our business axiom. Nothing that domestic and foreign competitors have done appears to lessen Reliant's sales popularity. Why? Because Chrysler started out to engineer and build Reliant to a design that most Canadians demand in an automobile.

Reliant answers your basic transportation needs in the least expensive, most fuel-efficient six-passenger automobile sold in Canada. That's the Reliant two-door sedan and four-door sedan.

To answer your basic automotive needs. You'll discover that Chrysler engineering technology kept the price down and the fuel economy up. They did not compromise on space. Reliants accommodate six

adults comfortably, differing from certain competition who offer only five- or four-passenger models.

When fuel efficiency is a consideration. Fuel efficiency is now a major consideration in the purchase of a new car. Consider the performance of Reliant. With the standard 2.2-litre engine and 4-speed manual transaxle, these models deliver outstanding fuel economy,

Reliant two-door sedan



Reliant four-door sedan

Comfort is still important. Soft, custom-pleated cloth-and-vinyl bench seats . . . deep cut pile carpeting . . . floor-mounted gear shift . . . colour-keyed instrument panel with woodtone applique . . . convenience at your fingertips!

So is ride! Reliant's ride is the product of exceptional suspension . . . Iso-strut front suspension with coil springs around the shock absorbers . . . linkless sway

bar with flex arm beam axle with trailing links . . . coil rear springs and shock absorbers.

Your other basics aren't forgotten. Galvanized steel is used extensively in key areas for anti-corrosion protection. There's a multifunction steering column control stalk with switches for windshield wipers/washers, headlamp dimmer and turn signals.

You don't sacrifice much . . . not as far as basics go . . . but there are savings in other areas. A digital clock,

luxury two-spoke steering wheel, and deluxe wheel covers are options. You may want to indulge yourself and order these and some other items as well. It's smart to save money . . . and the smart money is on the 1982 Reliant. Before you buy, compare passenger space . . . fuel efficiency . . . ride . . . handling . . . and all the other attributes that spell value. When you do, the Reliant series is a winner.

OPTIONS . . . Chrysler-engineered and installed to make the 1982 Reliant more enjoyable



A




B



C



D




E



F



G



H



I



J



K

- A. **Air Conditioning.** Four instrument panel outlets and a four-speed blower help keep driver and passengers cool on even the hottest days. Insulates occupants from external noise as well as humidity and heat.
- B. **AM/FM/MX Stereo electronically-tuned radio.** Electronic solid-state tuning means greater fidelity in stereo radio and cassette. Great way to make time and miles pass.
- C. **Rooftop Luggage Rack.** Extra carrying capacity is provided . . . adjustable crossrails hold luggage, camping gear,

- D. **Wheel Covers.** Choose from handsome deluxe covers (standard on SE), elegant luxury covers or classic wire covers.
- E. **Automatic Speed Control.** Set your highway speed . . . take your foot off the accelerator . . . and relax. Disengages when you brake or accelerate. Wonderful for long trips.
- F. **Power Brakes.** Power-assisted front disc/rear drum brake system. Smooth braking with a minimum of effort. (Standard on SE models and all station wagons)

- G. **Luxury Steering Wheel.** Two-spoke, leather-wrapped steering wheel . . . extra richness for the sports-minded. Better grip gives that positive feeling of driver control, too.
- H. **2.6-litre engine, from Mitsubishi.** More responsive power . . . operates on less-expensive, regular gasoline . . . "Silent-Shaft" feature for smooth refined operation. (Available only with automatic transaxle.)
- I. **Tilt Steering Column.** Adapts to every driver, regardless of size. Makes driver entry and exit much easier.

- J. **Halogen Headlamps.** High beam visibility is increased by approximately 25% with no increase in electrical power. (Standard SE)
- K. **Liftgate Wiper/Washer System.** A popular, practical option for wagons. Greatly improves rear vision.

Your dealer has all the information on Reliant options—see him today for complete details.

SEAT TRIM



Standard on Reliant models and Custom wagon; optional on Reliant Custom two-door and four-door models. All-vinyl bench seat with carpeted lower door trim panels. Available in blue, green, red, cashmere; also available in silver on Custom two-door and four-door models.



Optional on Reliant two-door and four-door models: Cloth-and-vinyl bench seat with carpeted lower door trim panels. Offered in blue, red, cashmere.



Standard on Reliant Custom two-door and four-door models: Deluxe cloth-and-vinyl bench seat with carpeted lower door trim panels. Offered in blue, green, red, cashmere.



Optional on Reliant Custom models: All-cloth bucket seats with dual recliners, also inertia latch feature on two-door models for rear customer convenience. Carpeted lower door trim panels. Offered in silver, red, cashmere. Silver not available on wagon.



Optional on Reliant Custom models: Vinyl bucket seats with dual recliners, also inertia latch feature on two-door models for rear passenger convenience. With carpeted lower door trim panels. Available in blue, silver, red, cashmere. Silver not available



Standard on Reliant SE models: All-cloth centre armrest bench seat. Door trim panels have carpeted lower section, woodtone insert at door handle level and cloth-covered upper section. Choose between blue, green, silver, red, cashmere. (Red or cashmere only on wagon).



Optional on Reliant SE models. All-cloth bucket seats with dual recliners, also latch feature for rear passenger convenience. Door trim panels have carpeted lower section, woodtone insert upper section. Offered in green, silver, red, cashmere. Silver not available on wagon.



Optional on Reliant SE models. Vinyl bucket seats with dual recliners, also inertia latch feature on two-door models for rear passenger convenience. Door trim panels have carpeted lower section and woodtone insert at door handle level. Available in blue, silver, red, cashmere. Silver not available

Selected Options Check the boxes . . . tailor your Reliant!

- AIR CONDITIONING
- BATTERY—500 amp. Long-Life, Maintenance-Free
- BUMPER GUARDS—Front and rear
- CLOCK—Electronic digital (Standard Custom and SE)
- CONSOLE—(Custom and SE only) Requires bucket seats. With automatic includes floor shifter
- COOLING—Engine: higher capacity
- DEFROSTER—Electric rear window (includes 78-amp. alternator with 2.2-litre engine)
- ENGINE BLOCK HEATER
- GLASS—Tinted: all windows
- HEADLAMPS—Halogen
- LIGHT PACKAGE
- LUGGAGE RACK—Roof

MIRRORS

- Outside—left remote control, chrome (standard SE)
- Outside—left and right remote control, chrome
- Vanity—illuminated, right sun visor

POWER

- Deck lid/liftgate release
- Brakes Door Locks
- Seats—bench or driver's bucket seat
- Steering Windows—front

RADIOS

- AM—(standard Custom and SE)
- AM/FM/MX stereo—manually tuned*
- AM/FM/MX stereo—manually tuned, with 40-channel CB transceiver and fixed tri-band antenna*
- AM/FM/MX stereo—manually tuned, with 8-track stereo*
- AM/FM/MX stereo—manually tuned, with cassette and Dolby†
- Radio Upgrade Package—Dual front speakers (AM radio)
- Premium Speaker Package—(Stereo only)

ROOFS

- Full vinyl, (4-doors)

- Cabriolet-simulated convertible (2-doors)
- Sun, flip-up/removable glass
- SERVICE CONTRACT—Chrysler 5 Year/80,000 km (50,000 miles) Protection Plan
- SOUND INSULATION—Additional
- SPARE TIRE—Conventional
- SPEED CONTROL—Automatic
- STEERING COLUMN—Tilt

STEERING WHEELS

- Luxury (standard Custom and SE)
- Luxury, leather-wrapped
- Sport, 4-spoke

TIRES

- P175/75 R13 Michelin white sidewall steel-belted radials
- P185/70 R14 white sidewall steel-belted radials
- STRIPES—Accent striping on bodysides
- SUSPENSION—Heavy-duty
- TRANSAXLE—Automatic; column shifter except with console
- TRUNK DRESS-UP
- UNDERCOATING
- WHEEL COVERS AND WHEELS—Selection includes 13-inch luxury wheelcovers and 14-inch wire wheelcovers or cast road wheels
- WIPERS—Deluxe with intermittent wipe

STATION WAGON SPECIAL OPTIONS

- Liftgate window wipe/washer system
 - Tonneau (security) cover—cargo compartment
 - Woodtone delete (SE wagon only)
- *Includes four speakers: two front and two rear
†Dolby is a trademark of Dolby Laboratories

Optional Packages

RELIANT OPTIONAL "EASY-ORDER" PACKAGES

- Basic Equipment Package
- Popular Equipment Package
- Air Conditioning Value Package
- Luxury Value Package
- Luxury Air Conditioning Value

Reliant Selected Standard Equipment

ALTERNATOR—60 amp. (78 amp. with 2.2-litre engine and optional heated rear window; 75 amp. with 2.6-litre engine)

ASHTRAY—Front (1); rear (2) except Reliant two door

BATTERY—310 amp. (325 amp. with optional 2.6-litre engine)

BRAKES—Disc front, drums rear. Power assist (standard SE and wagons; optional other models)

BUMPERS—Impact resisting with protective rub strips

CARGO AREA CARPETING—Wagons

CIGARETTE LIGHTER

CLOCK—Digital (Custom and SE)

COOLANT OVERFLOW RESERVOIR

CORROSION PROTECTION—Extensive use of galvanized steel

ELECTRONIC IGNITION AND VOLTAGE REGULATOR

FAN—Engine Cooling: Electric, thermostatically controlled

GLOVE BOX LOCK—(Custom and SE)

HALOGEN HEADLAMPS—(SE)

HEAD RESTRAINTS—Adjustable

HEADLINER—Colour-keyed, moulded, with soft surface

HEATER/DEFROSTER—Forced air, with side window defrosting capability

HOOD—Counterbalanced with sound insulation pad

HOOD RELEASE—Inside

INSTRUMENT PANEL—Rosewood applique; speedometer (km/h and MPH), fuel gauge, warning lights for oil/temperature, alternator, turn signals, high beam, brake, seat belts

LIFTGATE (WAGONS)—One-piece, with assist-struts; fixed glass

LIGHTS—Single rectangular headlights (Halogen on SE); backup, wraparound front park/turn; rear side-marker on sedans (wraparound taillamps on wagon); dome with front door switches; PRND21 quadrant light; instrument cluster lighting. Liftgate ajar warning light on wagons.

LOUVRES—Quarter window, Custom

MIRROR—Inside, day/night prismatic, outside, left, manual, black (except SE); outside, left, remote, chrome (SE)

MOULDINGS—Body side: wide with colour-keyed vinyl inserts (Not used on SE wagon)

MULTIFUNCTION LEVER—Steering-column mounted: controls turn signals (with lane-change feature), dimmer, wipers, washers with pulse-wipe.

PROTECTIVE ANTI-STONE-CHIP COATING—Lower bodysides

RADIO—AM (optional on Reliant; standard all other models)

SEAT BELTS—Combined lap and shoulder Unibelts, including tension relief with automatic release, for driver and front outboard passenger; centre front lap belt with bench seat; three rear lap belts. Black on Reliant; colour-keyed on Custom and SE)

SPARE TIRE—Compact, high-pressure type

STEERING—Rack-and-pinion—manual (except SE)

STEERING WHEEL—2-spoke, colour-keyed (except Custom & SE) Luxury, 2-spoke, colour-keyed with woodtone insert (Custom and SE)

SUSPENSION—Front: independent with coil springs, Iso-struts and linkless sway bar. Rear: Semi-independent with coil springs and flex-arm beam axle.

TIRES—P175/75R13 black sidewall, glass-belted radials (4)

TRANSAXLE—4-speed manual with floor shifter and self-adjusting clutch

TRUNK—Carpet in well (except Custom and SE) Moulded carpet covering floor area (Custom and SE)

VENTILATION—Upper level forced air; four panel outlets

WHEELS—13-inch steel

WHEEL DRESS-UP—Argent painted styled wheels with bright hubcaps (4) (except SE); full wheelcovers (4) SE

WINDSHIELD WIPERS—Concealed park, 2-speed with electric washers

Reliant Standard Specifications

Exterior Dimensions	Two-Door Sedan		Four-Door Sedan		Station Wagon	
	millimetres	inches	millimetres	inches	millimetres	inches
Wheelbase	2538	99.9	2538	99.9	2538	99.9
Overall Length (a)	4471	176.0	4471	176.0	4476	176.2
Overall Width	1742	68.6	1742	68.6	1742	68.6
Overall Height (b)	1328	52.3	1339	52.7	1331	52.4
Curb Weight —kilograms	1056		1055		1094	
—pounds		2328		2327		2412
Fuel Tank —litres	49		49		49	
—Imp. gals.		10.8		10.8		10.8

Interior Dimensions	millimetres		inches		millimetres		inches	
	millimetres	inches	millimetres	inches	millimetres	inches	millimetres	inches
Front —Head Room	970	38.2	980	38.6	979	38.5		
—Leg Room (Max.)	1072	42.2	1072	42.2	1072	42.2		
—Shoulder Room	1398	55.0	1407	55.4	1427	56.2		
—Hip Room	1412	55.6	1412	55.6	1412	55.6		
Rear —Head Room	940	37.0	960	37.8	967	38.1		
—Leg Room (Min.)	892	35.0	900	35.4	892	35.0		
—Shoulder Room	1494	58.8	1421	55.9	1441	56.7		
—Hip Room	1398	55.0	1428	56.2	1428	56.2		
Usable Luggage Capacity —dm ³	426		426		939 (c)			
—cu. ft.		15.1		15.1				33.2 (c)
—dm ³					1961 (d)			
—cu. ft.								69.2 (d)

(a) Includes bumper guards (b) Based on 5-passenger load (c) With rear seat back raised—hidden cargo volume under tonneau cover (vehicles so equipped) (d) With rear seat back folded down

Engine/Drivetrain	2.2 litre OHC Non-Catalyst*	2.6 litre OHC Mitsubishi "Silent Shaft" Non-Catalyst*
	Carburetor	2-barrel
Installed Net Power —(kW @ RPM)	66 @ 5200	69 @ 4500
—(HP @ RPM)	87 @ 5200	92 @ 4500
Installed Net Torque —(N.m @ RPM)	152 @ 2400	178 @ 2500
—(lb. ft. @ RPM)	112 @ 2400	131 @ 2500
Availability/Transmission/OTGR**	STD—2.69 OTGR	—
automatic	OPTION—2.78 OTGR (3.2 OTGR also available)	OPTION—2.78 OTGR

*May be operated on lower-cost regular leaded fuel (or unleaded).

**OTGR—Overall Top Gear Ratio. An optional 3.2 ratio is available with 2.2L engine and automatic transmission; while this ratio may result in some loss in fuel economy it is especially suitable for frequent high altitude, hilly terrain or heavy load operation, including light trailer towing.



All product illustrations and specifications are based on authorized information. Although descriptions are believed correct at publication approval, accuracy cannot be guaranteed. Some of the equipment shown on product illustrations is optional, at extra cost. Chrysler Canada Ltd. reserves the right to make changes from time to time, without notice or obligation, in prices, specifications, standard and optional equipment listed, colours and materials and to change or discontinue models.



1982
The year you'll say
yes
to Chrysler